



Business Message Standard (BMS) Price Synchronisation

BMS Release: 3.1.3, SMG Name: GDS

Issue 1.3.5, 23-May-2017



Document Summary

Document Item	Current Value
Document Title	Business Message Standard (BMS) – Price Synchronisation
BMS Release	3.1.3
Document Version	Issue 1.3.5, 30-Jan-2017
Work Group Name	GDSN
BMS Template Version	2.3

Change Request Reference

CR Submitter(s):	Refer to Change Request (CR) Number(s):
Tom Heist for RDD Team	05-000250
GS1 Australia	08-000199
GS1 France	07-000414
Olivier Mouton, Carrefour	07-000329
Sara Novak, SA2	07-000386
Olivier Mouton, Carrefour	07-000414
Leon Plaksin, GS1 Australia	10-000065
<u>Julien Matsis GS1 New Zealand</u>	<u>14-000147</u>
<u>Steve Robba, 1Worldsync.</u>	<u>15-000061</u>
<u>Steve Robba, 1WorldSync</u>	<u>16-000327</u>
<u>Steve Robba, 1WorldSync</u>	<u>16-000390</u>

Business Requirements Document (BRAD) Reference

BRAD Title:	BRD Date:	BRAD Version
BRAD Price Synchronisation in the GDSN	30-Apr-2007	0.0.6
BRAD For GDSN Price Sync Maintenance Release 1	11-Dec-2007	1.0.0
BRAD For GDSN Maintenance Release 4	14-Sept-2009	0.0.3
BRAD For GDSN Maintenance Release 5	16-Nov-2010	0.0.5
BRAD Multiple Expressions of Price	8-Dec-2010	0.0.2
BRAD For GDSN Major Release 3.X	5-Mar-2012	0.0.25

Document Change History

Date of Change	Version	Changed By	Reason for Change	Summary of Change	Model Build #
22-March-2012	1.3.0	Mark Van Eeghem	Major Release 3 of GDS	See Summary of Changes	N/A

Date of Change	Version	Changed By	Reason for Change	Summary of Change	Model Build #
4-July-2012	1.3.1	Mark Van Eeghem	Major Release 3 of GDS	See Summary of Changes	N/A
6-Dec-2012	1.3.2	Eric Kauz	Major Release 3 of GDSN	See Summary of Changes	
16-May-2013	1.3.3	Mark Van Eeghem	Major Release 3 of GDSN	See Summary of Changes	
5-Aug-2013	1.3.4	Mark Van Eeghem	Clean-up for Publication	See Summary of Changes	
<u>23-May-2017</u>	<u>1.3.5</u>	<u>Eric Kauz</u>	<u>3.1.3 Release</u>	<u>See Summary of Changes</u>	

Disclaimer

WHILST EVERY EFFORT HAS BEEN MADE TO ENSURE THAT THE GUIDELINES TO USE THE GS1 STANDARDS CONTAINED IN THE DOCUMENT ARE CORRECT, GS1 AND ANY OTHER PARTY INVOLVED IN THE CREATION OF THE DOCUMENT HEREBY STATE THAT THE DOCUMENT IS PROVIDED WITHOUT WARRANTY, EITHER EXPRESSED OR IMPLIED, REGARDING ANY MATTER, INCLUDING BUT NOT LIMITED TO THE OF ACCURACY, MERCHANTABILITY OR FITNESS FOR A PARTICULAR PURPOSE, AND HEREBY DISCLAIM ANY AND ALL LIABILITY, DIRECT OR INDIRECT, FOR ANY DAMAGES OR LOSS RELATING TO OR RESULTING FROM THE USE OF THE DOCUMENT. THE DOCUMENT MAY BE MODIFIED, SUBJECT TO DEVELOPMENTS IN TECHNOLOGY, CHANGES TO THE STANDARDS, OR NEW LEGAL REQUIREMENTS. SEVERAL PRODUCTS AND COMPANY NAMES MENTIONED HEREIN MAY BE TRADEMARKS AND/OR REGISTERED TRADEMARKS OF THEIR RESPECTIVE COMPANIES. GS1 IS A REGISTERED TRADEMARK OF GS1 AISBL.

Table of Contents

1. Business Domain View	6
1.1. Problem Statement / Business Need	6
1.2. Objective	6
1.3. Audience	6
1.4. References	7
1.5. Acknowledgements	7
1.5.1. SMG Work Group	7
1.5.2. Design Team Members	10
2. Business Context	10
3. Business Transaction View	11
3.1. Use Case Definitions – Add Trading Relationship	11
3.2. Add Trading Relationship	12
3.3. Update Trading Relationship	14
3.4. Cancel Trading Relationship	17
3.5. Discontinue Trading Relationship	19
3.6. Synchronise Conditions	21
3.7. Add Condition	21
3.8. Modify Condition	24
3.9. Withdraw Condition	26
3.10. Discontinue a Condition	28
3.11. Synchronise Price Type	29
3.12. Add Item Price Type	30
3.13. Modify Item Price Type	33
3.14. Withdraw Item Price Type	36
3.15. Discontinue Item Price Type	39
4. Information Model	41
4.1. Class Diagrams	41
4.1.1. Codes	41
4.1.2. Price Synchronisation Document	42
4.1.3. Price Synchronisation Confirmation	44
4.1.4. Item Depiction Qualifier	47
4.1.5. Price Synchronisation Condition	53
4.1.6. Price Synchronisation Relationship	57
4.2. Code Lists	60
4.2.1. Bracket Range Qualifier Code	60
4.2.2. Component Value Type Code	60
4.2.3. Condition Type Code	61
4.2.4. Effective End Date Context Code	61

4.2.5.	Effective Start Date Context Code	62
4.2.6.	Performance Requirement Option Code	62
4.2.7.	Price Action Reason Code	63
4.2.8.	Price Document Type Code	64
4.2.9.	Price Synchronisation Special Scenario Code	64
4.2.10.	Price Type Code	65
4.2.11.	Price Value Qualifier Code	66
4.2.12.	Segment Action Code	67
5.	Business Document Example.....	67
6.	Implementation Considerations	71
6.1.1.	Bulk Update	71
6.1.2.	Initial Load	71
6.1.3.	Resend	72
6.1.4.	Reload	72
6.1.5.	Restart	72
6.2.	Price Sequencing Rules	73
6.2.1.	Item Price Types	73
6.2.2.	Summary Conditions	74
6.3.	Communicating Multiple Catalogue Item Qualifiers	74
6.4.	Price Commentary	75
6.5.	Special Scenario Code	75
6.5.1.	Resynchronisation of All Price Types for Pricing Done at the Lowest Level Consumer Unit	76
6.6.	Target Market Information Provider	76
7.	Appendices	76
8.	Summary of Changes	76

1. Business Domain View

1.1. Problem Statement / Business Need

Currently there is limited capability for electronically communicating accurate pricing information between trading partners using global standards that

“accommodates all the different pricing business practices and facilitates an invoice amount equal to the expected payment amount equal to the actual payment”.

Globally, pricing business practices range from simple pricing and transactional pricing to component based pricing. Component based pricing includes components such as pro-motions, allowances, charges and brackets.

This BMS will also remedy the following issues with the GS1 standards in relation to Price Synchronisation:

When communicating price, partners in some target markets have a need to communicate associated prices together, as a single business unit for example:

- the list price, exclusive taxes
- the transaction price, exclusive of special taxes and VAT

		Start Date	Reason	GTIN	Ref ID	Dist Method	Price Type	Value		
One Price	Single Record:	2009-04-01	Price Increase	GTIN A	123	DSD	List Price	10		One Business Unit
							Txn Price 1	11		
							Txn Price 2	12		

*where Txn Price 1 = Transaction Price with special taxes
Txn Price 2 = Transaction Price with special taxes + VAT

1.2. Objective

To supply the detail design of the (specific) business transaction needed to meet the requirements of the referenced in the BRAD for Price Multiple Expressions V 0.0.2 and in the BRAD for GDSN Major Release 3.X, building on the existing BMS for GDSN Maintenance Release 2.8.

1.3. Audience

The audience would be any participant in the global supply chain engaged in the GDSN. This would include the roles of suppliers (or sellers or data source), source data pools, recipient data pools, retailers (or buyers or data recipient) and other third parties.

1.4. References

Reference Name	Description
BRAD Price Synchronisation in the GDSN V 0.0.5	Requirements documentation for applying price synchronisation in the GDSN.
Align – BMS Trading Partner Profile	Approved global standard for price synchronization outside of the GDSN.
Align – BMS Condition Document and Monetary Documents	Approved global standard for price synchronization outside of the GDSN.
BRAD GDSN Price Sync Maintenance Release V 1.0.0	Requirements for maintenance update of Price Synchronisation messages.
BRAD For GDSN Maintenance Release 4	Maintenance Release CRs.
BRAD For Price Multiple Expressions	Requirements documentation for dealing with multiple price.
BRAD For GDSN Major Release 3	Major Release CRs
BMS Shared Common Components Release 3	Documents the data elements that are common in use between GDSN and eCom.

1.5. Acknowledgements

The following is a list of individuals (and their companies) who participated in the creation, review and approval of this BMS.

1.5.1. SMG Work Group

Function	Name	Company / organisation
SMG Chair	Scott Brown	GS1 US
SMG Co-Chair	Robin Kidd	Nestle
SMG Co-Chair	Steve Robba	SA2
Process Manager	Justin Childs	GS1 Global Office
SMG Member	Vanessa Frosch	1SYNC
SMG Member	Steve Vazzano	1SYNC
SMG Member	Donna Yeksigian	1SYNC
SMG Member	Rita Joyce	3M Company
SMG Member	Jon Peterson	3M Company
SMG Member	Cynthia Poetker	Abbott Laboratories Inc.
SMG Member	Marcel Yska	Ahold (Netherlands)
SMG Member	Mickey Atkins	Ahold (USA)
SMG Member	Frank Heemelaar	Albert Heijn
SMG Member	Armand Schins	Albert Heijn
SMG Member	Tom Eric Schmidt	August Storck KG
SMG Member	Alasdair Garbett	Autogrill Retail UK Ltd t/a WDF
SMG Member	Sara Halfmann	Best Buy Co., Inc.
SMG Member	Bekki Windsperger	Best Buy Co., Inc.

Function	Name	Company / organisation
SMG Member	Maureen Wissel	Best Buy Co., Inc.
SMG Member	Ed Jesus	Chep
SMG Member	James Sykes	Chep
SMG Member	Alison Bartlet	Commport Communications Int'l Inc.
SMG Member	Nadine Radomski	Dean Foods Company
SMG Member	Norbert Roehl	Edeka Zentrale AG & Co. KG
SMG Member	Patrick Roy	FSE, Inc.
SMG Member	Rajiv Singh	Garud Technology Services Inc
SMG Member	Carol Edison	General Mills, Inc.
SMG Member	Joy Schneck	General Mills, Inc.
SMG Member	Ardetha Bradley	Georgia Pacific
SMG Member	Milan Vacval	Gladson Interactive
SMG Member	Mitch Fortier	GS1 Australia
SMG Member	Justin Middleton	GS1 Australia
SMG Member	Sue Schmid	GS1 Australia
SMG Member	Stephan Wijnker	GS1 Australia
SMG Member	Eugen Sehorz	GS1 Austria
SMG Member	Kristel Lai	GS1 Canada
SMG Member	Rita Laur	GS1 Canada
SMG Member	Reza Mahdiani	GS1 Canada
SMG Member	Natalia Yusseem	GS1 Canada
SMG Member	Giovanni Biffi	GS1 Colombia
SMG Member	Eddy Merrill	GS1 Community Room Staff
SMG Member	Mike Mowad	GS1 Community Room Staff
SMG Member	Pertti Hakala	GS1 Finland
SMG Member	Jean-Luc Leblond	GS1 France
SMG Member	Patricia Perrier	GS1 France
SMG Member	Roman Strand	GS1 Germany
SMG Member	Tanja Thomsen	GS1 Germany
SMG Member	János Gyuris	GS1 Hungary
SMG Member	Krisztina Vatai	GS1 Hungary
SMG Member	Dani Yusdiar	GS1 Indonesia
SMG Member	Siobhain Duggan	GS1 Ireland
SMG Member	Stefan Gathmann	GS1 Ireland
SMG Member	Brendan Kernan	GS1 Ireland
SMG Member	Andrea Ausili	GS1 Italy
SMG Member	Federico Mittersteiner	GS1 Italy
SMG Member	Hideki Ichihara	GS1 Japan
SMG Member	Carlos Ramos	GS1 Mexico

Function	Name	Company / organisation
SMG Member	Gabriel Sobrino	GS1 Netherlands
SMG Member	Fiona van der Linde	GS1 South Africa / Consumer Goods Council of South Africa
SMG Member	Xavier Pujol	GS1 Spain
SMG Member	Pere Rosell	GS1 Spain
SMG Member	Peter Jönsson	GS1 Sweden
SMG Member	Staffan Olsson	GS1 Sweden
SMG Member	Mats Wennebo	GS1 Sweden
SMG Member	Richard Chresta	GS1 Switzerland
SMG Member	Thanh Reichen	GS1 Switzerland
SMG Member	Neil Gray	GS1 UK
SMG Member	Shan Welch	GS1 UK
SMG Member	Rich Richardson	GS1 US
SMG Member	Steven Rosenberg	GS1 US
SMG Member	Tracey Davies	GXS (UK)
SMG Member	Joanna Stewart	GXS (US)
SMG Member	Kathrin Kiesel	Henkel AG. & Co. KGaA
SMG Member	Rob Hoffman	Hershey Company (The)
SMG Member	Christine Nye	Hershey Company (The)
SMG Member	Eric Ginsburg	HJ Heinz
SMG Member	Sylvia Rubio Alegren	ICA AB
SMG Member	Thomas Werthwine	Johnson & Johnson
SMG Member	Betty Tyson	Knouse Foods Cooperative, Inc
SMG Member	Leslie Henderson	Kraft Foods, Inc.
SMG Member	Barbara Munro	Kraft Foods, Inc.
SMG Member	Ryan Richard	Kraft Foods, Inc.
SMG Member	Jillian Wille	Kraft Foods, Inc.
SMG Member	Robert West	L'Oreal
SMG Member	Denton Clark	Lockheed Martin
SMG Member	Hanjoerg Lerch	METRO Group
SMG Member	Véra Feuerstein	Nestle
SMG Member	Joseph Bohning	Nestle Purina PetCare
SMG Member	Greg Buckley	PepsiCo, Inc.
SMG Member	Gina Tomassi	PepsiCo, Inc.
SMG Member	Noam Bronstein	Procter & Gamble Co.
SMG Member	Jonathan Bemrose	R&R Ice Cream
SMG Member	Sascha Kasper	SA2 Worldsync GmbH
SMG Member	Selcuk Ovuc	SA2 Worldsync GmbH
SMG Member	Ute Trelle	SA2 Worldsync GmbH
SMG Member	Felix Loecher	SAP AG

Function	Name	Company / organisation
SMG Member	Maxim Stafeyev	SKB Kontur
SMG Member	Greg Zwanziger	SUPERVALU
SMG Member	John Fitzpatrick	Syncnicity for US Department of Defense
SMG Member	Jason Lavik	Target Corporation
SMG Member	Phyllis Koch	The Schwan Food Company
SMG Member	Werner Kolb	Unilever N.V.
SMG Member	Audrey Wiggins	Wal-Mart Stores, Inc.
SMG Member	Mac Young	Waldo County General Hospital
SMG Member	Kristin Andersen	Wegmans Food Markets
SMG Member	Jan Jaworski	Wilton Industries, Inc.

1.5.2. Design Team Members

Function	Name	Organisation
Standards Content Lead	Mark Van Eeghem	GS1
Technical Development Lead	Ewa Iwicka	GS1
Peer Review	Eric Kauz	GS1

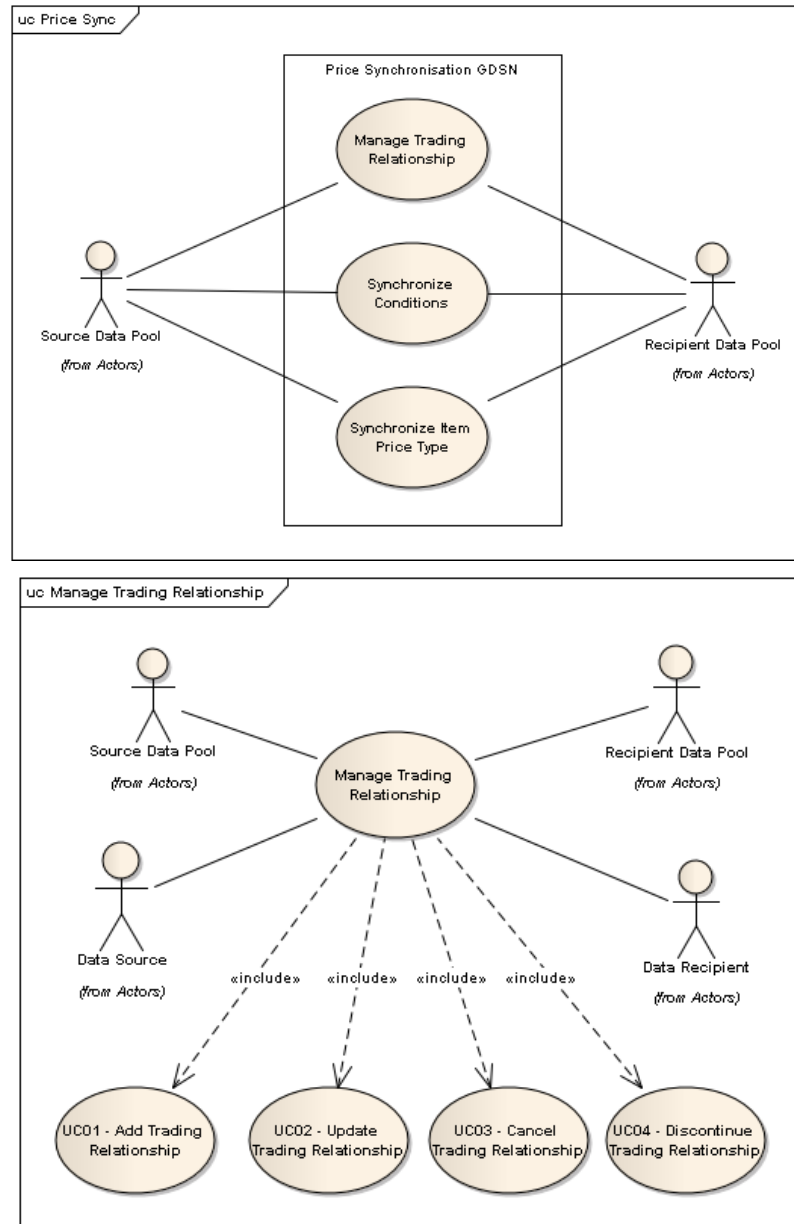
2. Business Context

Context Category	Value(s)
Industry	All
Geopolitical	All
Product	All
Process	GDSN
System Capabilities	GS1
Official Constraints	None

3. Business Transaction View

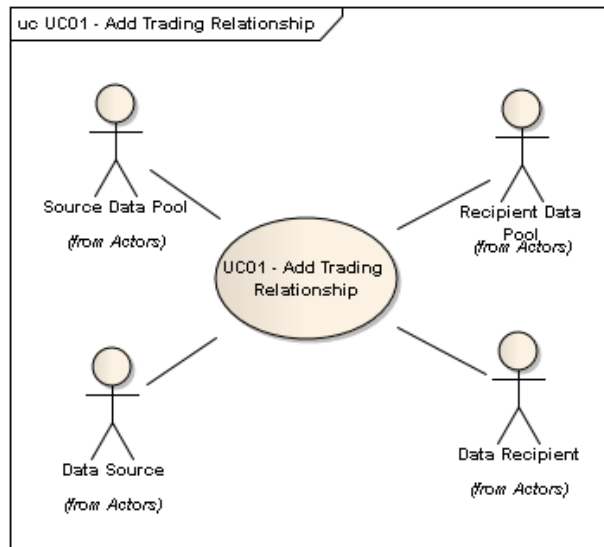
3.1. Use Case Definitions – Add Trading Relationship

Figure 3-1 Use Case Diagram: Price Synchronisation GDSN



3.2. Add Trading Relationship

Figure 3-2 Add Trading Relationship Use Case Diagram

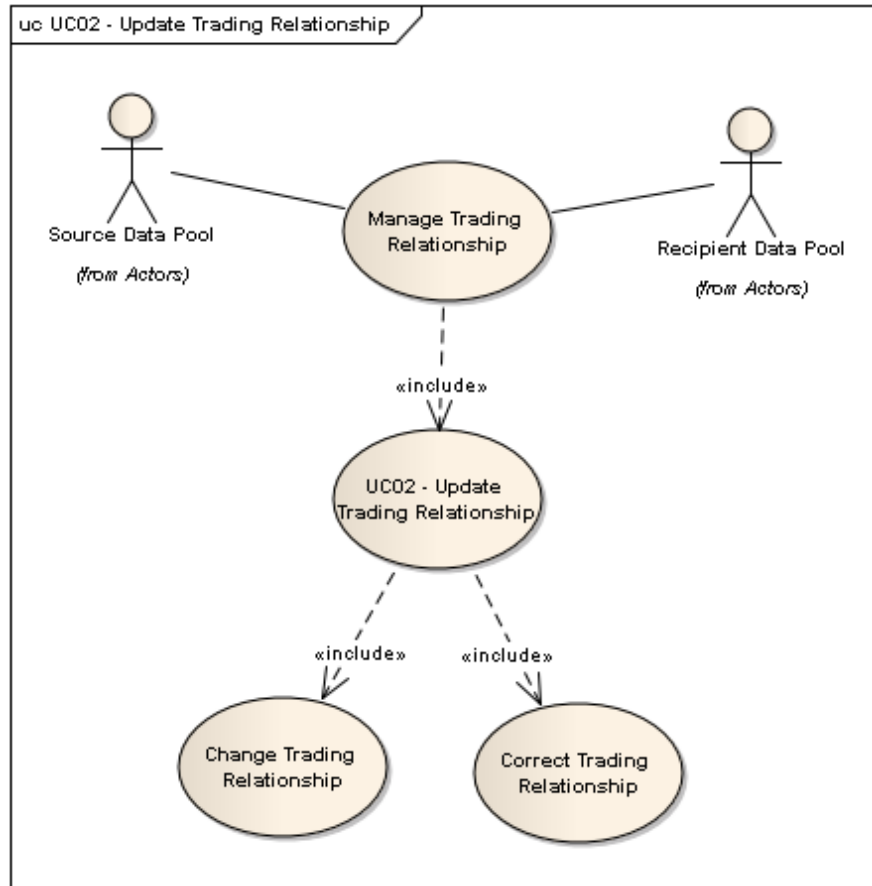


Use Case ID	UC-1																		
Use Case Name	Add Trading Relationship																		
Use Case Description	This use case establishes a price synchronisation trading partner relationship.																		
Actors (Goal)	Data source, Source Data Pool, Recipient Data Pool, Data Recipient																		
Performance Goals	Initiate a price synchronisation relationship.																		
Preconditions	Trading partners have established a trading partner agreement including price synchronisation relationships, agreed-to pricing conditions; and are engaged in item synchronisation.																		
Post conditions	Price synchronisation relationship is active.																		
Scenario	<p>Begins when... The data source notifies their SDP of a new relationship and the SDP creates a price synchronisation list for the relationship. (Done outside of the network).</p> <p>Continues with...</p> <table><tr><th>Step #</th><th>Actor</th><th>Activity Step</th></tr><tr><td>1</td><td>SDP</td><td>Performs validations.</td></tr><tr><td>2</td><td>SDP</td><td>Creates a relationship by sending a price synchronisation message with a document command of “add” with a relationship segment action code of “add” to the RDP.</td></tr><tr><td>3</td><td>RDP</td><td>Receives price synchronisation message and sends relationship information to data recipient.</td></tr><tr><td>4</td><td>Data Recipient</td><td>Receives the trading relationship information and confirms the relationship by responding with an “RECEIVED” response. The confirmation response message is sent to the RDP.</td></tr><tr><td>5</td><td>RDP</td><td>Sends the confirmation response message to the SDP.</td></tr></table>	Step #	Actor	Activity Step	1	SDP	Performs validations.	2	SDP	Creates a relationship by sending a price synchronisation message with a document command of “add” with a relationship segment action code of “add” to the RDP.	3	RDP	Receives price synchronisation message and sends relationship information to data recipient.	4	Data Recipient	Receives the trading relationship information and confirms the relationship by responding with an “RECEIVED” response. The confirmation response message is sent to the RDP.	5	RDP	Sends the confirmation response message to the SDP.
Step #	Actor	Activity Step																	
1	SDP	Performs validations.																	
2	SDP	Creates a relationship by sending a price synchronisation message with a document command of “add” with a relationship segment action code of “add” to the RDP.																	
3	RDP	Receives price synchronisation message and sends relationship information to data recipient.																	
4	Data Recipient	Receives the trading relationship information and confirms the relationship by responding with an “RECEIVED” response. The confirmation response message is sent to the RDP.																	
5	RDP	Sends the confirmation response message to the SDP.																	

	<table><tr><td>6</td><td>SDP</td><td>Updates the price synchronisation list and sends confirmation information to the data source.</td></tr></table>	6	SDP	Updates the price synchronisation list and sends confirmation information to the data source.						
6	SDP	Updates the price synchronisation list and sends confirmation information to the data source.								
Ends when... data source receives the confirmation response and the pricing synchronisation is active.										
Alternative Scenario	The step #s below are related to the step #s in the scenario and are alternatives to the scenario steps									
	<table><tr><th>Step #</th><th>Actor</th><th>Activity Step</th></tr><tr><td></td><td>All</td><td>The scenario shows the most anticipated choreography where the SDP sends to the RDP; but the SDP may send directly to the data recipient in situations where the SDP is also the data recipient's RDP. To reduce complexity the later is not shown in the activity steps in any scenario.</td></tr><tr><td>3</td><td>Data Recipient</td><td>Data recipient responds with a confirmation status other than RECEIVED or no response is sent by the data recipient. See related rules below for status codes and their actions.</td></tr></table>	Step #	Actor	Activity Step		All	The scenario shows the most anticipated choreography where the SDP sends to the RDP; but the SDP may send directly to the data recipient in situations where the SDP is also the data recipient's RDP. To reduce complexity the later is not shown in the activity steps in any scenario.	3	Data Recipient	Data recipient responds with a confirmation status other than RECEIVED or no response is sent by the data recipient. See related rules below for status codes and their actions.
	Step #	Actor	Activity Step							
	All	The scenario shows the most anticipated choreography where the SDP sends to the RDP; but the SDP may send directly to the data recipient in situations where the SDP is also the data recipient's RDP. To reduce complexity the later is not shown in the activity steps in any scenario.								
3	Data Recipient	Data recipient responds with a confirmation status other than RECEIVED or no response is sent by the data recipient. See related rules below for status codes and their actions.								
Related Requirements	Not Applicable									
Related Rules	<div>1. Confirmation status codes other than "received" are: review – message received and no action taken yet; synchronized – message received and implemented into the backend system; reject – message received and terms of a specific price message segment were rejected or the data recipient wishes to terminate the price synchronisation relationship.</div> <div>2. Action codes for the header segment other than initial load are: resend – used to indicate the message is to recover a lost or missing message; restart – used where a data recipient had rejected an item's pricing and wishes to resume synchronisation; and reload – used to "start over" by sending all current and future pricing.</div> <div>3. A price synchronisation relationship can have only one active relationship segment at a time.</div> <div>4. If the Document Header is "ADD", the Price Document ID must = "1"</div> <div>5. When relationship action document header equals "add", there are no dependency checks.</div> <div>6. The data recipient can override a previous confirmation status with another one through a confirmation response.</div> <div>7. Multiple confirmations can be sent by data recipients for a single price message or message segment. For example, a data recipient can send a status of 'Received' followed by 'Synchronised'. Exception: a data recipient cannot modify a status of Rejected. A Restart is the only way to re-initiate synchronisation on a Price Type that has been rejected.</div> <div>8. Reason code is conditional on the confirmation status being "Review". If reason code is present, ensure that confirmation status in "Review".</div>									

3.3. Update Trading Relationship

Figure 3-3 Update Trading Relationship Use Case Diagram



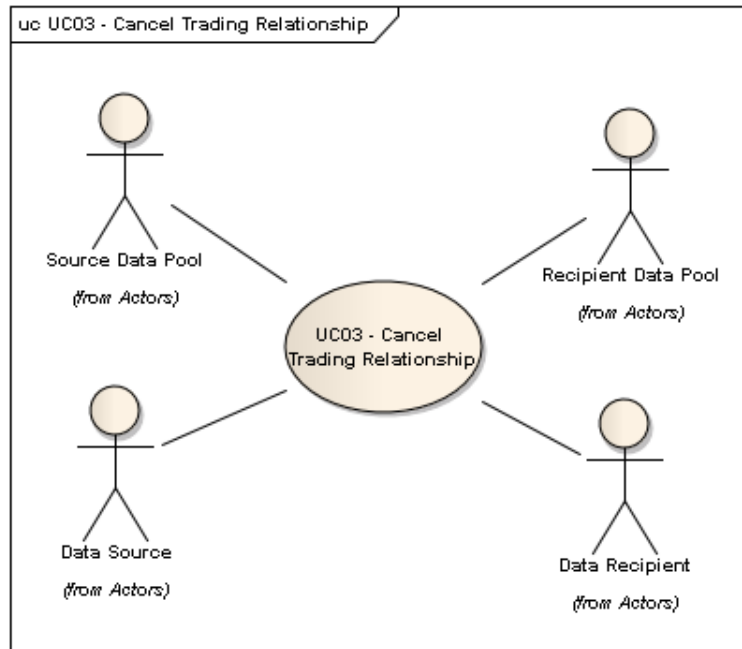
Use Case ID	UC-2
Use Case Name	Update Trading Relationship
Use Case Description	This use case maintains the price synchronisation trading partner relationship through either modifications or corrections to the relationship data.
Actors (Goal)	Data source, Source Data Pool, Recipient Data Pool, Data Recipient
Performance Goals	To update the price synchronisation relationship.
Preconditions	Trading partners have established a trading partner agreement including price synchronisation relationships, agreed-to pricing conditions; and are engaged in item synchronisation. Trading relationship data has been previously received and accepted by the data recipient.
Post conditions	Price synchronisation relationship is updated.

Scenario	Begins when... The data source notifies their SDP of updates to a trading relationship (done outside of the network).																					
	Continues with...																					
	<table><tr><th>Step #</th><th>Actor</th><th>Activity Step</th></tr><tr><td>1</td><td>SDP</td><td>Validates trading relationship information.</td></tr><tr><td>2</td><td>SDP</td><td>Updates the relationship by sending a price synchronisation message with a document command of "CHANGE_BY_REFRESH" with a relationship section action code of "CHANGE_BY_REFRESH" (for a modification) or "Correct" (for a correct) to the RDP.</td></tr><tr><td>3</td><td>RDP</td><td>Receives price synchronisation message and sends relationship information to data recipient.</td></tr><tr><td>4</td><td>Data Recipient</td><td>Receives the trading relationship information and confirms the relationship by responding with a an "accept" "RECEIVED" response. The confirmation response message is sent to the RDP.</td></tr><tr><td>5</td><td>RDP</td><td>Sends the confirmation response message to the SDP.</td></tr><tr><td>6</td><td>SDP</td><td>Sends confirmation information to the data source.</td></tr></table>	Step #	Actor	Activity Step	1	SDP	Validates trading relationship information.	2	SDP	Updates the relationship by sending a price synchronisation message with a document command of "CHANGE_BY_REFRESH" with a relationship section action code of "CHANGE_BY_REFRESH" (for a modification) or "Correct" (for a correct) to the RDP.	3	RDP	Receives price synchronisation message and sends relationship information to data recipient.	4	Data Recipient	Receives the trading relationship information and confirms the relationship by responding with a an "accept" "RECEIVED" response. The confirmation response message is sent to the RDP.	5	RDP	Sends the confirmation response message to the SDP.	6	SDP	Sends confirmation information to the data source.
	Step #	Actor	Activity Step																			
	1	SDP	Validates trading relationship information.																			
	2	SDP	Updates the relationship by sending a price synchronisation message with a document command of "CHANGE_BY_REFRESH" with a relationship section action code of "CHANGE_BY_REFRESH" (for a modification) or "Correct" (for a correct) to the RDP.																			
	3	RDP	Receives price synchronisation message and sends relationship information to data recipient.																			
	4	Data Recipient	Receives the trading relationship information and confirms the relationship by responding with a an "accept" "RECEIVED" response. The confirmation response message is sent to the RDP.																			
5	RDP	Sends the confirmation response message to the SDP.																				
6	SDP	Sends confirmation information to the data source.																				
Ends when... data source receives the confirmation response.																						
Alternative Scenario	<i>The step #s below are related to the step #s in the scenario and are alternatives to the scenario steps</i>																					
	<table><tr><th>Step #</th><th>Actor</th><th>Activity Step</th></tr><tr><td></td><td>All</td><td>The scenario shows the most anticipated choreography where the SDP sends to the RDP; but the SDP may send directly to the data recipient in situations where the SDP is also the data recipients RDP. To reduce complexity the later is not shown in the activity steps in any scenario.</td></tr><tr><td>3</td><td>Data Recipient</td><td>Data Recipient responds with a confirmation status other than accept "RECEIVED". See related requirements below for status codes and their actions.</td></tr></table>	Step #	Actor	Activity Step		All	The scenario shows the most anticipated choreography where the SDP sends to the RDP; but the SDP may send directly to the data recipient in situations where the SDP is also the data recipients RDP. To reduce complexity the later is not shown in the activity steps in any scenario.	3	Data Recipient	Data Recipient responds with a confirmation status other than accept "RECEIVED". See related requirements below for status codes and their actions.												
	Step #	Actor	Activity Step																			
	All	The scenario shows the most anticipated choreography where the SDP sends to the RDP; but the SDP may send directly to the data recipient in situations where the SDP is also the data recipients RDP. To reduce complexity the later is not shown in the activity steps in any scenario.																				
3	Data Recipient	Data Recipient responds with a confirmation status other than accept "RECEIVED". See related requirements below for status codes and their actions.																				
Related Requirements	Not Applicable																					

Related Rules	<ol style="list-style-type: none"> 1. Confirmation status codes other than acceptreceived are: review – message received and no action taken yet; synchronized – message received and implemented into the backend system; reject – message received and terms of a specific price message segment were rejected or the Data Recipient wishes to terminate the price synchronisation relationship. 2. A confirmation status of “rejected” results in a data recipient initiated termination of the trading relationship. 3. If the Document Header is “CHANGE_BY_REFRESH”, the Price Document ID must be greater than “1” 4. When Relationship action equals “CHANGE_BY_REFRESH”, a positive response must be in the sync list for the Relationship segment before any adds/modifies/corrects/deletes to any other segment are sent. Note: a positive response is defined as any confirmation response other than “rejected” or “no response”. 5. Relationship Start Effective Date can only be Corrected, not modified. 6. The data recipient can override a previous confirmation status with another one through a confirmation response. 7. Multiple confirmations can be sent by data recipients for a single price message or message segment. For example, a data recipient can send a status of ‘Received’ followed by ‘Synchronised’. 8. Start Effective Date can be corrected if it is not yet in effect (future date). 9. If a revised Start Effective Date is required for a relationship that is not yet in effect, the relationship must be deleted or corrected. If a revised Start Effective Date is required for a relationship that is in effect, then you must set the End Effective Date and send in a new relationship with a new Start Effective Date. 10. Reason code is conditional on the confirmation status being “Review”. If reason code is present, ensure that confirmation status in “Review”. 11. For the Price Synchronisation Message, the Segment Action Code of “CHANGE_BY_REFRESH” assumes full refresh of the message segment only.
----------------------	--

3.4. Cancel Trading Relationship

Figure 3-4 Cancel Trading Relationship Use Case Diagram

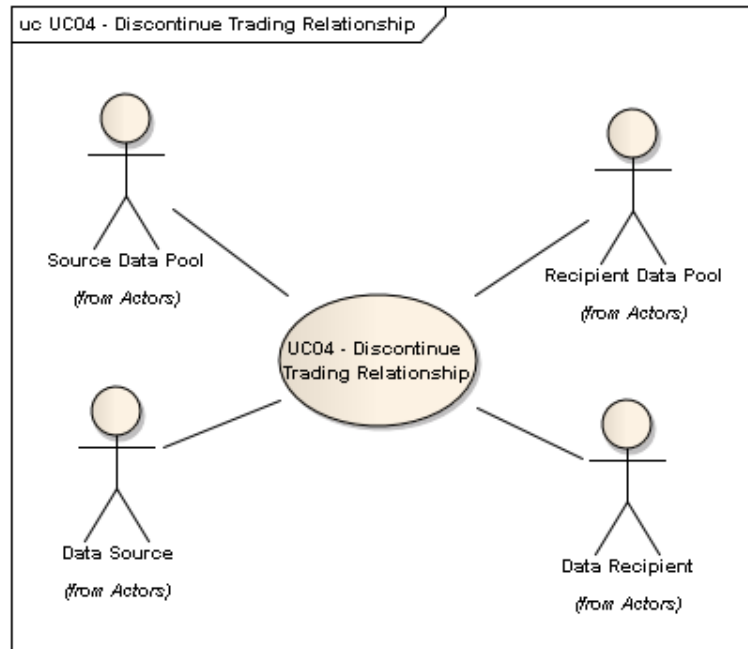


Use Case ID	UC-3												
Use Case Name	Cancel Trading Relationship												
Use Case Description	This use case terminates a specific price synchronisation trading partner relationship that has not yet taken effect.												
Actors (Goal)	Data source, Source Data Pool, Recipient Data Pool, Data Recipient												
Performance Goals	To terminate a price synchronisation relationship.												
Preconditions	Trading partners have established a trading partner agreement including price synchronisation relationships, agreed-to pricing conditions; and are engaged in item synchronisation. Trading relationship data has been previously received by the data recipient.												
Post conditions	Price synchronisation relationship is terminated.												
Scenario	<p>Begins when... The data source notifies their SDP of the need to terminate a trading relationship (done outside of the network).</p> <p>Continues with...</p> <table><tr><th>Step #</th><th>Actor</th><th>Activity Step</th></tr><tr><td>1</td><td>SDP</td><td>Performs validations.</td></tr><tr><td>2</td><td>SDP</td><td>Terminates the relationship by sending a price synchronisation message with a document command of "CHANGE_BY_REFRESH " with a relationship section action code of "Delete" to the RDP.</td></tr><tr><td>3</td><td>RDP</td><td>Receives price synchronisation message and sends relationship information to data recipient.</td></tr></table>	Step #	Actor	Activity Step	1	SDP	Performs validations.	2	SDP	Terminates the relationship by sending a price synchronisation message with a document command of "CHANGE_BY_REFRESH " with a relationship section action code of "Delete" to the RDP.	3	RDP	Receives price synchronisation message and sends relationship information to data recipient.
Step #	Actor	Activity Step											
1	SDP	Performs validations.											
2	SDP	Terminates the relationship by sending a price synchronisation message with a document command of "CHANGE_BY_REFRESH " with a relationship section action code of "Delete" to the RDP.											
3	RDP	Receives price synchronisation message and sends relationship information to data recipient.											

	4	Data Recipient	Receives the trading relationship information and confirms the relationship by responding with a an "accept RECEIVED " response. The confirmation response message is sent to the RDP.
	5	RDP	Sends the confirmation response message to the SDP.
	6	SDP	Sends confirmation information to the data source.
	Ends when... data source receives the confirmation response.		
Alternative Scenario	<i>The step #s below are related to the step #s in the scenario and are alternatives to the scenario steps</i>		
	Step #	Actor	Activity Step
		All	The scenario shows the most anticipated choreography where the SDP sends to the RDP; but the SDP may send directly to the data recipient in situations where the SDP is also the data recipient's RDP. To reduce complexity the later is not shown in the activity steps in any scenario.
	3	Data Recipient	Data recipient responds with a confirmation status other than accept RECEIVED . See related requirements below for status codes and their actions.
Related Requirements	Not Applicable		
Related Rules	<ol style="list-style-type: none"> Confirmation status codes other than RECEIVEDaccept are: REVIEWreview – message received and no action taken yet; synchronized – message received and implemented into the backend system; REJECTEDreject – message received and terms of a specific price message segment were rejected or the data recipient wishes to terminate the price synchronisation relationship. A confirmation status of "REJECTED" is not valid for the End Trading Relationship use case. A confirmation status of "REJECTED" implies that the data recipient initiated the termination of the trading relationship. If the Document Header is "CHANGE_BY_REFRESH", the Price Document ID must be greater than "1" The "Delete" action code implies all data associated with the Relationship ID is no longer valid only for a relationship that has not taken effect. If the relationship is already in effect, the data source must send a Modify transaction (CHANGE_BY_REFRESH) and populate the End Effective Date In order to end a relationship segment, all dependent condition and price type segments need to be deleted/end dated before a delete/end date can be sent for the Relationship Segment. Can only end at a Relationship Segment ID level (i.e. if you have 3 relationship IDs identified for a trading relationship, in order to end the ENTIRE relationship, all 3 relationship IDs must be deleted/end dated). Reason code is conditional on the confirmation status being "REVIEWreview". If reason code is present, ensure that confirmation status in "REVIEWreview". For the Price Synchronisation Message, the Segment Action Code of "CHANGE_BY_REFRESH" assumes full refresh of the message segment only. 		

3.5. Discontinue Trading Relationship

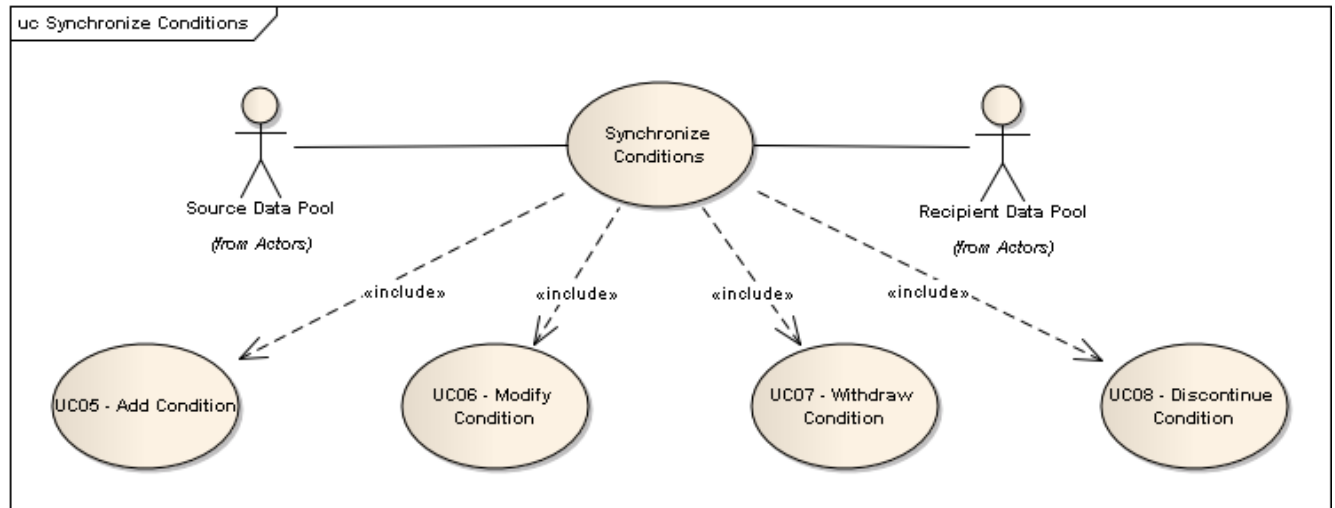
Figure 3-5 Discontinue Trading Relationship Use Case Diagram



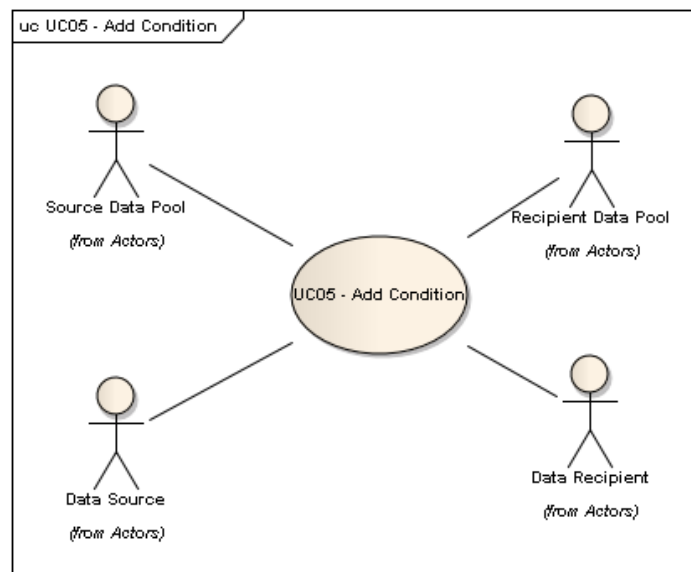
Use Case ID	UC-4									
Use Case Name	Discontinue Trading Relationship									
Use Case Description	This use case terminates a specific price synchronisation trading partner relationship that is currently in effect.									
Actors (Goal)	Data source, Source Data Pool, Recipient Data Pool, Data Recipient									
Performance Goals	To terminate a price synchronisation relationship.									
Preconditions	Trading partners have established a trading partner agreement including price synchronisation relationships, agreed-to pricing conditions; and are engaged in item synchronisation. Trading relationship data has been previously received by the data recipient. The current date is greater than or equal to the effective date of the relationship.									
Post conditions	Price synchronisation relationship is discontinued.									
Scenario	<p>Begins when... The data source notifies their SDP of the need to discontinue a trading relationship (done outside of the network).</p> <p>Continues with...</p> <table><tr><th>Step #</th><th>Actor</th><th>Activity Step</th></tr><tr><td>1</td><td>SDP</td><td>Performs validations.</td></tr><tr><td>2</td><td>SDP</td><td>Terminates the relationship by sending a price synchronisation message with a document command of "CHANGE_BY_REFRESH" with a relationship section action code of "CHANGE_BY_REFRESH" to the RDP and a populated relationship end effective date.</td></tr></table>	Step #	Actor	Activity Step	1	SDP	Performs validations.	2	SDP	Terminates the relationship by sending a price synchronisation message with a document command of "CHANGE_BY_REFRESH" with a relationship section action code of "CHANGE_BY_REFRESH" to the RDP and a populated relationship end effective date.
Step #	Actor	Activity Step								
1	SDP	Performs validations.								
2	SDP	Terminates the relationship by sending a price synchronisation message with a document command of "CHANGE_BY_REFRESH" with a relationship section action code of "CHANGE_BY_REFRESH" to the RDP and a populated relationship end effective date.								

	3	RDP	Receives price synchronisation message and sends relationship information to data recipient.
	4	Data Recipient	Receives the trading relationship information and confirms the relationship change by responding with a an “acceptRECEIVED” response. The confirmation response message is sent to the RDP.
	5	RDP	Sends the confirmation response message to the SDP.
	6	SDP	Sends confirmation information to the data source.
Ends when... data source receives the confirmation response.			
Alternative Scenario	<i>The step #s below are related to the step #s in the scenario and are alternatives to the scenario steps</i>		
	Step #	Actor	Activity Step
		All	The scenario shows the most anticipated choreography where the SDP sends to the RDP; but the SDP may send directly to the data recipient in situations where the SDP is also the data recipient's RDP. To reduce complexity the later is not shown in the activity steps in any scenario.
	3	Data Recipient	Data recipient responds with a confirmation status other than accept RECEIVED . See related requirements below for status codes and their actions.
Related Requirements	Not Applicable		
Related Rules	<ol style="list-style-type: none"> Confirmation status codes other than RECEIVEDaccept are: review REVIEW – message received and no action taken yet; synchronized – message received and implemented into the backend system; REJECTEDreject – message received and terms of a specific price message segment were rejected or the data recipient wishes to terminate the price synchronisation relationship. A confirmation status of “REJECTED” is not valid for the End Trading Relationship use case. A confirmation status of “REJECTED” implies that the data recipient initiated the termination of the trading relationship. If the Document Header is “CHANGE_BY_REFRESH”, the Price Document ID must be greater than “1” The “Delete” action code implies all data associated with the Relationship ID is no longer valid only for a relationship that has not taken effect. If the relationship is already in effect, the data source must send a Modify transaction (CHANGE_BY_REFRESH) and populate the End Effective Date. In order to end a relationship segment, all dependent condition and price type segments need to be deleted/end dated before a delete/end date can be sent for the Relationship Segment. Can only end at a Relationship Segment ID level (i.e. if you have 3 relationship IDs identified for a trading relationship, in order to end the ENTIRE relationship, all 3 relationship IDs must be deleted/end dated). Reason code is conditional on the confirmation status being “Review”. If reason code is present, ensure that confirmation status in “Review”. For the Price Synchronisation Message, the Segment Action Code of “CHANGE_BY_REFRESH” assumes full refresh of the message segment only. 		

3.6. Synchronise Conditions



3.7. Add Condition

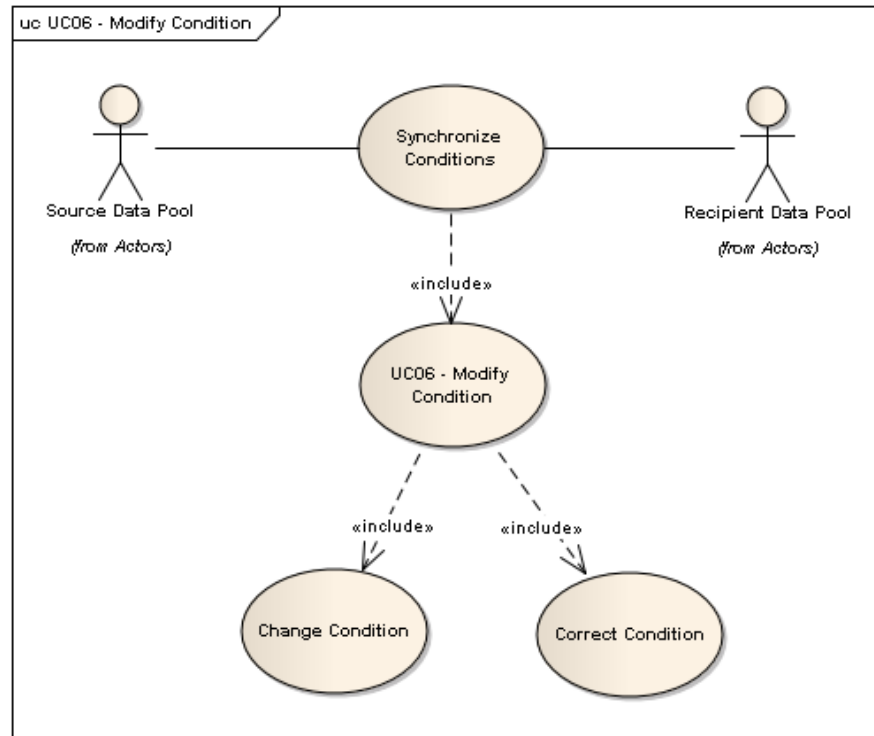


Use Case ID	UC-5
Use Case Name	Add Condition
Use Case Description	This use case establishes non-line item conditions and summary conditions.
Actors (Goal)	Data source, Source Data Pool, Recipient Data Pool, Data Recipient
Performance Goals	Establish conditions for price synchronisation.
Preconditions	Price synchronisation relationship has been established and price synchronisation is active.
Post conditions	Conditions are synchronized.

Scenario	<p>Begins when... The data source notifies their SDP of price components to be added for a relationship (done outside of the network).</p> <p>Continues with...</p> <table><tr><th>Step #</th><th>Actor</th><th>Activity Step</th></tr><tr><td>1</td><td>SDP</td><td>Performs validations.</td></tr><tr><td>2</td><td>SDP</td><td>Creates a price synchronisation message using document command of "CHANGE_BY_REFRESH" (if the trading relationship has already been established) and the condition segment with a segment action code of "add" to the RDP, indicates the condition types and updates the price synchronisation list.</td></tr><tr><td>3</td><td>RDP</td><td>Sends the price message to the data recipient.</td></tr><tr><td>4</td><td>Data Recipient</td><td>Receives the message and confirms the conditions by responding with an "acceptRECEIVED" confirmation response. The confirmation response message is sent to the RDP.</td></tr><tr><td>5</td><td>RDP</td><td>Sends the confirmation response message to the SDP.</td></tr><tr><td>6</td><td>SDP</td><td>Updates the price synchronisation list and sends the confirmation response message to the data source.</td></tr></table> <p>Ends when... conditions and bracket qualifiers (as needed) have been synchronized.</p>	Step #	Actor	Activity Step	1	SDP	Performs validations.	2	SDP	Creates a price synchronisation message using document command of "CHANGE_BY_REFRESH" (if the trading relationship has already been established) and the condition segment with a segment action code of "add" to the RDP, indicates the condition types and updates the price synchronisation list.	3	RDP	Sends the price message to the data recipient.	4	Data Recipient	Receives the message and confirms the conditions by responding with an "acceptRECEIVED" confirmation response. The confirmation response message is sent to the RDP.	5	RDP	Sends the confirmation response message to the SDP.	6	SDP	Updates the price synchronisation list and sends the confirmation response message to the data source.
Step #	Actor	Activity Step																				
1	SDP	Performs validations.																				
2	SDP	Creates a price synchronisation message using document command of "CHANGE_BY_REFRESH" (if the trading relationship has already been established) and the condition segment with a segment action code of "add" to the RDP, indicates the condition types and updates the price synchronisation list.																				
3	RDP	Sends the price message to the data recipient.																				
4	Data Recipient	Receives the message and confirms the conditions by responding with an "acceptRECEIVED" confirmation response. The confirmation response message is sent to the RDP.																				
5	RDP	Sends the confirmation response message to the SDP.																				
6	SDP	Updates the price synchronisation list and sends the confirmation response message to the data source.																				
Alternative Scenario	<p><i>The step #s below are related to the step #s in the scenario and are alternatives to the scenario steps</i></p> <table><tr><th>Step #</th><th>Actor</th><th>Activity Step</th></tr><tr><td>3</td><td>Data Recipient</td><td>Data recipient responds with a confirmation status other than acceptRECEIVED. See related requirements below for status codes and their actions.</td></tr></table>	Step #	Actor	Activity Step	3	Data Recipient	Data recipient responds with a confirmation status other than accept RECEIVED. See related requirements below for status codes and their actions.															
Step #	Actor	Activity Step																				
3	Data Recipient	Data recipient responds with a confirmation status other than accept RECEIVED. See related requirements below for status codes and their actions.																				
Related Requirements	Not Applicable																					
Related Rules	<ol style="list-style-type: none">When condition type equals bracket the bracket sub-section is used to identify the bracket qualifiers.Header segment is mandatory and must be sent with this message.In the condition segment, confirmations apply to the condition type and apply to all Catalogue Items or EANUCC Classification Category Codes in their respective lists.If there has been no response to relationship segment, the condition segment is still sent to the data recipient.Cannot send condition if relationship has been rejected.If the Condition Segment is sent in the first price message establishing the trading relationship, the Document Header Command = ADD.If the Condition Segment is sent after establishing the trading relationship, the Document Header Command = CHANGE_BY_REFRESH.If Document Header Command = ADD, then Price Document ID must = "1".If Document Header Command = CHANGE_BY_REFRESH, then Price Document ID must be greater than "1".Confirmation status codes other than RECEIVEDaccept are: REVIEWreview – message received and no action taken yet; SYNCHRONISEDsynchronized – message received and implemented into the backend system. If no response is made the SDP will stop price synchronisation.Confirmation Statuses (assumes one response per condition)<ul style="list-style-type: none">ReceivedReview																					

	<ul style="list-style-type: none"> • Synchronised • No Response- no further price synchronisation may occur <ul style="list-style-type: none"> ○ For the specified condition ID ○ Nor any price type referring to that condition ID <p>12. To depict a line item allowance in the condition the Catalogue Items(s) or Global Product Classification “brick” code(s) must be specified in the condition segment.</p> <p>13. The data recipient can override a previous confirmation status with another one through a confirmation response.</p> <p>14. Multiple confirmations can be sent by data recipients for a single price message or message segment. For example, a data recipient can send a status of ‘Received’ followed by ‘Synchronised’.</p> <p>15. A confirmation Status of Rejected is not valid for conditions.</p> <p>16. Reason code is conditional on the confirmation status being “Review”. If reason code is present, ensure that confirmation status in “Review”.</p>
--	---

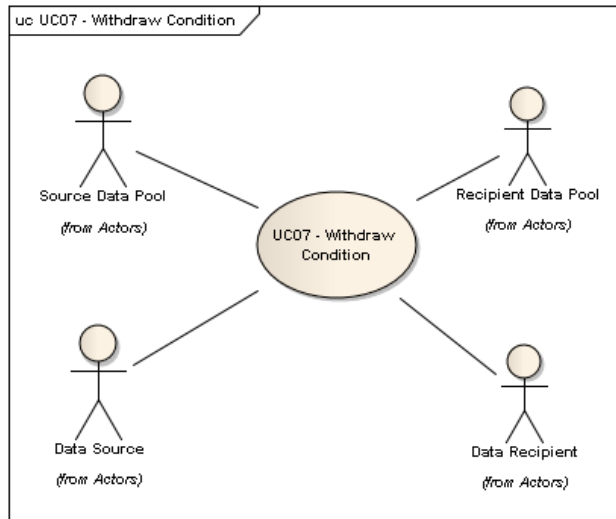
3.8. Modify Condition



Use Case ID	UC-6												
Use Case Name	Modify Condition												
Use Case Description	This use case modifies or corrects an existing non-line item conditions and summary conditions.												
Actors (Goal)	Data source, Source Data Pool, Recipient Data Pool, Data Recipient												
Performance Goals	Change by refresh or correct conditions for price synchronisation.												
Preconditions	Price synchronisation relationship exists and price component has been accepted by data source.												
Post conditions	Condition has been modified.												
Scenario	<p>Begins when... The data source notifies their SDP of modifications to item depictions and/or any related price types. (Done outside of the network).</p> <p>Continues with...</p> <table><tr><th>Step #</th><th>Actor</th><th>Activity Step</th></tr><tr><td>1</td><td>SDP</td><td>Performs necessary validations.</td></tr><tr><td>2</td><td>SDP</td><td>Creates a price synchronisation message using document command of "CHANGE_BY_REFRESH" and the condition segment with a segment action code of "CHANGE_BY_REFRESH" for a modification or "Correct" for a correct to the RDP, indicates the condition types and updates the price synchronisation list.</td></tr><tr><td>3</td><td>RDP</td><td>Sends the price message to the data recipient.</td></tr></table>	Step #	Actor	Activity Step	1	SDP	Performs necessary validations.	2	SDP	Creates a price synchronisation message using document command of "CHANGE_BY_REFRESH" and the condition segment with a segment action code of "CHANGE_BY_REFRESH" for a modification or "Correct" for a correct to the RDP, indicates the condition types and updates the price synchronisation list.	3	RDP	Sends the price message to the data recipient.
Step #	Actor	Activity Step											
1	SDP	Performs necessary validations.											
2	SDP	Creates a price synchronisation message using document command of "CHANGE_BY_REFRESH" and the condition segment with a segment action code of "CHANGE_BY_REFRESH" for a modification or "Correct" for a correct to the RDP, indicates the condition types and updates the price synchronisation list.											
3	RDP	Sends the price message to the data recipient.											

	<table><tr><td>4</td><td>Data Recipient</td><td>Receives the message and confirms the conditions by responding with an AcceptRECEIVED confirmation response. The confirmation response message is sent to the RDP.</td></tr><tr><td>5</td><td>RDP</td><td>Sends the confirmation response message to the SDP.</td></tr><tr><td>6</td><td>SDP</td><td>Updates the price synchronisation list and sends the confirmation response message to the data source.</td></tr></table>	4	Data Recipient	Receives the message and confirms the conditions by responding with an Accept RECEIVED confirmation response. The confirmation response message is sent to the RDP.	5	RDP	Sends the confirmation response message to the SDP.	6	SDP	Updates the price synchronisation list and sends the confirmation response message to the data source.
4	Data Recipient	Receives the message and confirms the conditions by responding with an Accept RECEIVED confirmation response. The confirmation response message is sent to the RDP.								
5	RDP	Sends the confirmation response message to the SDP.								
6	SDP	Updates the price synchronisation list and sends the confirmation response message to the data source.								
	Ends when... conditions and bracket qualifiers (as needed) have been modified.									
Alternative Scenario	<p><i>The step #s below are related to the step #s in the scenario and are alternatives to the scenario steps</i></p> <table><tr><th>Step #</th><th>Actor</th><th>Activity Step</th></tr><tr><td>3</td><td>Data Recipient</td><td>Data recipient responds with a confirmation status other than acceptRECEIVED. See related requirements below for status codes and their actions.</td></tr></table>	Step #	Actor	Activity Step	3	Data Recipient	Data recipient responds with a confirmation status other than accept RECEIVED . See related requirements below for status codes and their actions.			
Step #	Actor	Activity Step								
3	Data Recipient	Data recipient responds with a confirmation status other than accept RECEIVED . See related requirements below for status codes and their actions.								
Related Requirements	Not Applicable									
Related Rules	<ol style="list-style-type: none">When condition type equals bracket the bracket sub-section is used to identify the bracket qualifiers.Header segment is mandatory and must be sent with this message.In the condition segment, confirmations apply to the condition type and apply to all Catalogue Items or EANUCC Classification Category Codes in their respective lists.If there has been no response to relationship segment, the condition segment is still sent to the data recipient.Cannot send condition if relationship has been rejected.If Document Header Command = CHANGE_BY_REFRESH, then Price Document ID must be greater than “1”.Confirmation status codes other than RECEIVEDaccept are: REVIEWreview – message received and no action taken yet; SYNCHRONISEDsynchronized – message received and implemented into the backend system.If no response is made the SDP will stop price synchronisation.Condition Value Type cannot be modified.Start Effective Date cannot be modified.Start Effective Date can be corrected if it is not yet in effect (future date).If a revised Start Effective Date is required for a condition that is not yet in effect, the condition must be deleted or corrected. If a revised Start Effective Date is required for a condition that is in effect, then you must set the End Effective Date and send in a new condition with a new Start Effective Date.The data recipient can override a previous confirmation status with another one through a confirmation response.Multiple confirmations can be sent by data recipients for a single price message or message segment. For example, a data recipient can send a status of ‘Received’ followed by ‘Synchronised’.Can’t send an update for a segment if the previous add/change by refresh/correct has had no response or has been rejected.A confirmation Status of Rejected is not valid for conditions.Reason code is conditional on the confirmation status being “Review”. If reason code is present, ensure that confirmation status in “Review”.For the Price Synchronisation Message, the Segment Action Code of “CHANGE_BY_REFRESH” assumes full refresh of the message segment only.									

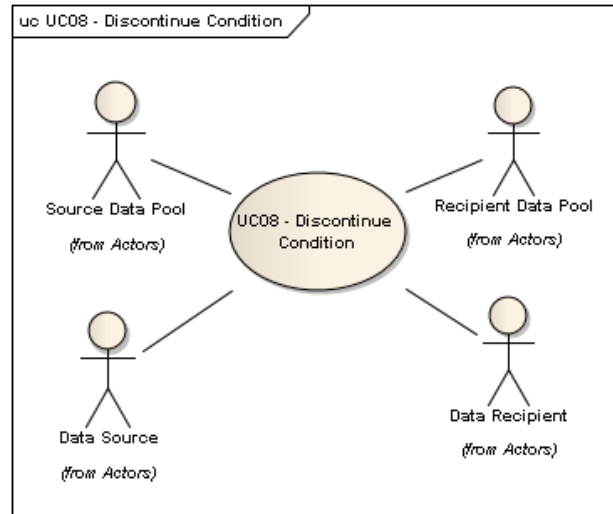
3.9. Withdraw Condition



Use Case ID	UC-7																					
Use Case Name	Withdraw Condition																					
Use Case Description	This use case deletes an existing non-line item conditions and/or summary conditions prior to the effective start date of the condition.																					
Actors (Goal)	Data source, Source Data Pool, Recipient Data Pool, Data Recipient																					
Performance Goals	Withdraw a condition for price synchronisation.																					
Preconditions	Price synchronisation relationship exists and price component has been accepted by data source.																					
Post conditions	Condition has been withdrawn.																					
Scenario	<p>Begins when... The data source notifies their SDP of a need to withdraw a price component (done outside of the network).</p> <p>Continues with...</p> <table><tr><th>Step #</th><th>Actor</th><th>Activity Step</th></tr><tr><td>1</td><td>SDP</td><td>Performs necessary validations.</td></tr><tr><td>2</td><td>SDP</td><td>Creates a price synchronisation message using document command of "CHANGE_BY_REFRESH" and the condition segment with a segment action code of "Delete" to the RDP, indicates the condition types and updates the price synchronisation list.</td></tr><tr><td>3</td><td>RDP</td><td>Sends the price message to the data recipient.</td></tr><tr><td>4</td><td>Data Recipient</td><td>Receives the message and confirms the conditions by responding with an "acceptRECEIVED" confirmation response. The confirmation response message is sent to the RDP.</td></tr><tr><td>5</td><td>RDP</td><td>Sends the confirmation response message to the SDP.</td></tr><tr><td>6</td><td>SDP</td><td>Updates the price synchronisation list and sends the confirmation response message to the data source.</td></tr></table>	Step #	Actor	Activity Step	1	SDP	Performs necessary validations.	2	SDP	Creates a price synchronisation message using document command of "CHANGE_BY_REFRESH" and the condition segment with a segment action code of "Delete" to the RDP, indicates the condition types and updates the price synchronisation list.	3	RDP	Sends the price message to the data recipient.	4	Data Recipient	Receives the message and confirms the conditions by responding with an "acceptRECEIVED" confirmation response. The confirmation response message is sent to the RDP.	5	RDP	Sends the confirmation response message to the SDP.	6	SDP	Updates the price synchronisation list and sends the confirmation response message to the data source.
Step #	Actor	Activity Step																				
1	SDP	Performs necessary validations.																				
2	SDP	Creates a price synchronisation message using document command of "CHANGE_BY_REFRESH" and the condition segment with a segment action code of "Delete" to the RDP, indicates the condition types and updates the price synchronisation list.																				
3	RDP	Sends the price message to the data recipient.																				
4	Data Recipient	Receives the message and confirms the conditions by responding with an "acceptRECEIVED" confirmation response. The confirmation response message is sent to the RDP.																				
5	RDP	Sends the confirmation response message to the SDP.																				
6	SDP	Updates the price synchronisation list and sends the confirmation response message to the data source.																				

	Ends when... conditions and bracket qualifiers (as needed) have been withdrawn.		
Alternative Scenario	<i>The step #s below are related to the step #s in the scenario and are alternatives to the scenario steps</i>		
	Step #	Actor	Activity Step
	3	Data Recipient	Data recipient responds with a confirmation status other than accept RECEIVED. See related requirements below for status codes and their actions.
Related Requirements	Not Applicable		
Related Rules	<ol style="list-style-type: none"> Header segment is mandatory and must be sent with this message. In the condition segment, confirmations apply to the condition type and apply to all Catalogue Items or EANUCC Classification Category Codes in their respective lists. If there has been no response to relationship segment, the condition segment is still sent to the data recipient. Cannot send condition if relationship has been rejected. If Document Header Command = CHANGE_BY_REFRESH, then Price Document ID must be greater than "1". A confirmation status of "REJECTED" is not valid for a withdraw. No response means that no further synchronisation can occur. The data recipient can override a previous confirmation status with another one through a confirmation response. Multiple confirmations can be sent by data recipients for a single price message or message segment. For example, a data recipient can send a status of 'Received' followed by 'Synchronised'. Reason code is conditional on the confirmation status being "Review". If reason code is present, ensure that confirmation status in "Review". For the Price Synchronisation Message, the Segment Action Code of "CHANGE_BY_REFRESH" assumes full refresh of the message segment only. 		

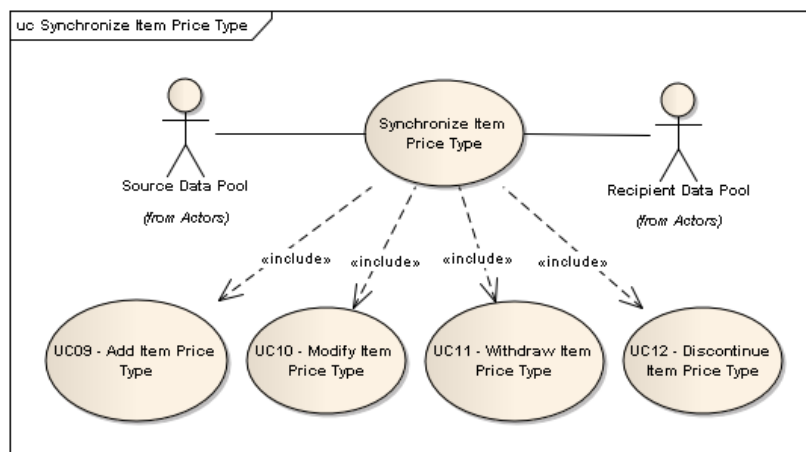
3.10. Discontinue a Condition



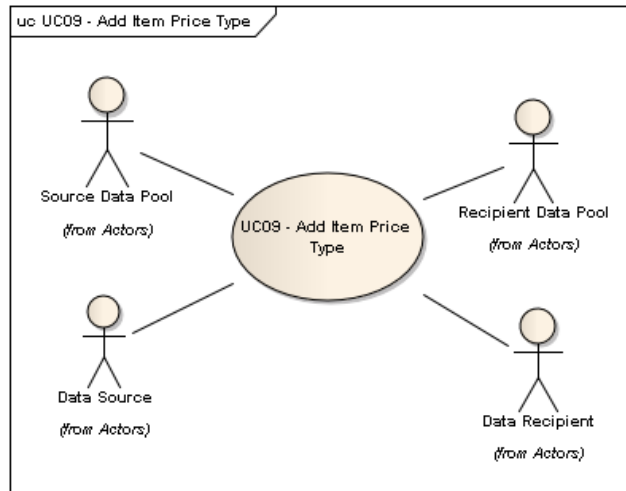
Use Case ID	UC-8																		
Use Case Name	Discontinue a Condition																		
Use Case Description	This use case discontinues an existing non-line item conditions and/or summary conditions that are already in effect.																		
Actors (Goal)	Data source, Source Data Pool, Recipient Data Pool, Data Recipient																		
Performance Goals	Discontinues a condition for price synchronisation.																		
Preconditions	Price synchronisation relationship exists and price component has been accepted by data source.																		
Post conditions	Condition has been discontinue.																		
Scenario	<p>Begins when... The data source notifies their SDP of a need to discontinue a price component. (Done outside of the network).</p> <p>Continues with...</p> <table><tr><th>Step #</th><th>Actor</th><th>Activity Step</th></tr><tr><td>1</td><td>SDP</td><td>Performs necessary validations.</td></tr><tr><td>2</td><td>SDP</td><td>Creates a price synchronisation message using document command of "CHANGE_BY_REFRESH", the condition segment with a segment action code of "CHANGE_BY_REFRESH" and an updated Condition End Effective Date to the RDP, indicates the condition types and updates the price synchronisation list.</td></tr><tr><td>3</td><td>RDP</td><td>Sends the price message to the data recipient.</td></tr><tr><td>4</td><td>Data Recipient</td><td>Receives the message and confirms the conditions by responding with an accept RECEIVED confirmation response. The confirmation response message is sent to the RDP.</td></tr><tr><td>5</td><td>RDP</td><td>Sends the confirmation response message to the SDP.</td></tr></table>	Step #	Actor	Activity Step	1	SDP	Performs necessary validations.	2	SDP	Creates a price synchronisation message using document command of "CHANGE_BY_REFRESH", the condition segment with a segment action code of "CHANGE_BY_REFRESH" and an updated Condition End Effective Date to the RDP, indicates the condition types and updates the price synchronisation list.	3	RDP	Sends the price message to the data recipient.	4	Data Recipient	Receives the message and confirms the conditions by responding with an accept RECEIVED confirmation response. The confirmation response message is sent to the RDP.	5	RDP	Sends the confirmation response message to the SDP.
Step #	Actor	Activity Step																	
1	SDP	Performs necessary validations.																	
2	SDP	Creates a price synchronisation message using document command of "CHANGE_BY_REFRESH", the condition segment with a segment action code of "CHANGE_BY_REFRESH" and an updated Condition End Effective Date to the RDP, indicates the condition types and updates the price synchronisation list.																	
3	RDP	Sends the price message to the data recipient.																	
4	Data Recipient	Receives the message and confirms the conditions by responding with an accept RECEIVED confirmation response. The confirmation response message is sent to the RDP.																	
5	RDP	Sends the confirmation response message to the SDP.																	

	6	SDP	Updates the price synchronisation list and sends the confirmation response message to the data source.
	Ends when... conditions and bracket qualifiers (as needed) have been discontinued.		
Alternative Scenario	The step #s below are related to the step #s in the scenario and are alternatives to the scenario steps		
	Step #	Actor	Activity Step
	3	Data Recipient	Data recipient responds with a confirmation status other than RECEIVED accept. See related requirements below for status codes and their actions.
Related Rules	<ol style="list-style-type: none"> Header segment is mandatory and must be sent with this message. In the condition segment, confirmations apply to the condition type and apply to all Catalogue Items or EANUCC Classification Category Codes in their respective lists. If there has been no response to relationship segment, the condition segment is still sent to the data recipient. Cannot send condition if relationship has been rejected. If Document Header Command = CHANGE_BY_REFRESH, then Price Document ID must be greater than "1". No response means that no further synchronisation can occur. The data recipient can override a previous confirmation status with another one through a confirmation response. Multiple confirmations can be sent by data recipients for a single price message or message segment. For example, a data recipient can send a status of 'Received' followed by 'Synchronised'. Reason code is conditional on the confirmation status being "Review". If reason code is present, ensure that confirmation status in "Review". For the Price Synchronisation Message, the Segment Action Code of "CHANGE_BY_REFRESH" assumes full refresh of the message segment only. 		

3.11. Synchronise Price Type



3.12. Add Item Price Type



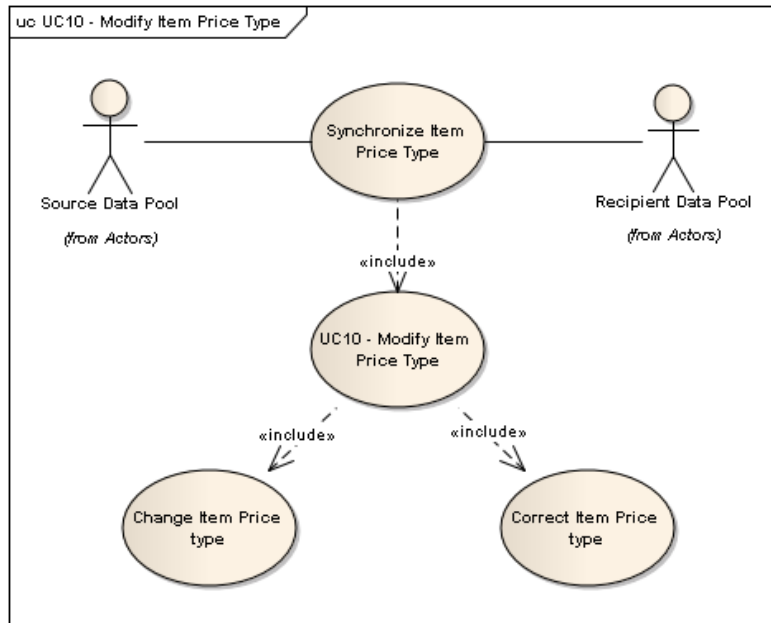
Use Case ID	UC-9																					
Use Case Name	Add Item Price Type																					
Use Case Description	This use case establishes an item depiction and any related price types.																					
Actors (Goal)	Data source, Source Data Pool, Recipient Data Pool, Data Recipient																					
Performance Goals	Establish an item depiction and all related price types for price synchronisation.																					
Preconditions	Price synchronisation relationship has been established and price synchronisation is active.																					
Post conditions	Item Depictions and related price types are synchronized.																					
Scenario	<p>Begins when... The data source notifies their SDP of new price types that they want to be synchronised with a trading partner. (Done outside of the network).</p> <p>Continues with...</p> <table><tr><th>Step #</th><th>Actor</th><th>Activity Step</th></tr><tr><td>1</td><td>SDP</td><td>Performs necessary validations.</td></tr><tr><td>2</td><td>SDP</td><td>Creates a price synchronisation message using document command of "CHANGE_BY_REFRESH" (if the trading relationship has already been established) and the item depiction and price type segments with a segment action code of "add" to the RDP and updates the price synchronisation list.</td></tr><tr><td>3</td><td>RDP</td><td>Sends the price message to the data recipient.</td></tr><tr><td>4</td><td>Data Recipient</td><td>Receives the message and confirms the item depiction and price type segments by responding with an "accept"RECEIVED confirmation response. The confirmation response message is sent to the RDP.</td></tr><tr><td>5</td><td>RDP</td><td>Sends the confirmation response message to the SDP.</td></tr><tr><td>6</td><td>SDP</td><td>Updates the price synchronisation list and sends the confirmation response message to the data source.</td></tr></table>	Step #	Actor	Activity Step	1	SDP	Performs necessary validations.	2	SDP	Creates a price synchronisation message using document command of "CHANGE_BY_REFRESH" (if the trading relationship has already been established) and the item depiction and price type segments with a segment action code of "add" to the RDP and updates the price synchronisation list.	3	RDP	Sends the price message to the data recipient.	4	Data Recipient	Receives the message and confirms the item depiction and price type segments by responding with an "accept" RECEIVED confirmation response. The confirmation response message is sent to the RDP.	5	RDP	Sends the confirmation response message to the SDP.	6	SDP	Updates the price synchronisation list and sends the confirmation response message to the data source.
Step #	Actor	Activity Step																				
1	SDP	Performs necessary validations.																				
2	SDP	Creates a price synchronisation message using document command of "CHANGE_BY_REFRESH" (if the trading relationship has already been established) and the item depiction and price type segments with a segment action code of "add" to the RDP and updates the price synchronisation list.																				
3	RDP	Sends the price message to the data recipient.																				
4	Data Recipient	Receives the message and confirms the item depiction and price type segments by responding with an "accept" RECEIVED confirmation response. The confirmation response message is sent to the RDP.																				
5	RDP	Sends the confirmation response message to the SDP.																				
6	SDP	Updates the price synchronisation list and sends the confirmation response message to the data source.																				

	Ends when... item Depictions and related price types have been synchronized.						
Alternative Scenario	<p><i>The step #s below are related to the step #s in the scenario and are alternatives to the scenario steps</i></p> <table><tr><th>Step #</th><th>Actor</th><th>Activity Step</th></tr><tr><td>3</td><td>Data Recipient</td><td>Data recipient responds with a confirmation status other than acceptRECEIVED. See related requirements below for status codes and their actions.</td></tr></table>	Step #	Actor	Activity Step	3	Data Recipient	Data recipient responds with a confirmation status other than accept RECEIVED . See related requirements below for status codes and their actions.
Step #	Actor	Activity Step					
3	Data Recipient	Data recipient responds with a confirmation status other than accept RECEIVED . See related requirements below for status codes and their actions.					
Related Requirements	Not Applicable						
Related Rules	<ol style="list-style-type: none">1. The Item Price Segment is mandatory if the Item Depiction qualifier has been populated.2. Header segment is mandatory and must be sent with this message.3. Relationship Segment and Condition Segment is not needed in a price synchronisation message to send Item Depiction and Price Type.4. Cannot send Item Depiction and Price Type if the Trading Relationship has been rejected.5. A targeted condition in the Item Price Type must have a prior confirmation status of RECEIVEDaccept, synchronize or review except when a segment is first synchronized (as an Add). In this case, it may also be targeted in the same file without the requirement of a prior confirmation status.6. A targeted price type in the Item Price Type segment must have a prior confirmation status of RECEIVEDaccept, SYNCHRONISEDsynchronize or reviewREVIEW except when a segment is first synchronized (as an Add). In this case, it may also be targeted in the same file without the requirement of a prior confirmation status.7. Multiple Price Types may exist simultaneously for a Catalogue Item and each can have their own confirmation status8. Bracket Qualifiers for a Price Type can be sent providing that the brackets have not been sent as standard brackets in the condition segment.9. If Document Header Command = ADD, then Price Document ID must = "1".10. Confirmation status codes other than RECEIVEDaccept are: REVIEWreview – message received and no action taken yet; SYNCHRONISEDsynchronized – message received and implemented into the backend system; reject – message received and the data recipient does not wish to receive the price information for the given GTIN. If no response is made the SDP will stop price synchronisation.11. No Response stops further synchronisation of only the specific Price types for which the confirmation status is "No response"12. A confirmation status of "Rejected" stops further synchronisation of all Price Types for the associated trade item. This rule is not valid for the Restart Process which has different functionality around the Rejected Status (see Implementation Considerations).13. If the Ship To or Ship From Business Location attributes are populated with more than one value (a list), the data recipient may only accept or reject all, not individually by Business Location14. Condition segment is not required.15. Relationship segment is not required.16. At least one Item Price Segment is mandatory if the Item Depiction qualifier has been populated.17. Can only populate Target Price type if "Price Type" is equal to "Allowance" or "Charge" or "Promotional Price" or any of the "Transactional Price Types."18. If the Target Price Type is not populated, the allowance/charge is tied to the catalogue item itself; regardless of the base price it is using (i.e. will span all base price brackets).19. Data recipients cannot accept or reject individual brackets qualifiers.20. When an Item Price Type refers to a condition: The Condition Type must be of type "Bracket"						

The Item Price segment must only be of Price type "Bracket".

21. The data recipient can override a previous confirmation status with another one through a confirmation response. Exception: cannot do this with a Price Type that has been rejected.
22. Multiple confirmations can be sent by data recipients for a single price message or message segment. For example, a data recipient can send a status of 'Received' followed by 'Synchronised'. Exception: a data recipient cannot modify a status of Rejected. A Restart is the only way to re-initiate synchronisation on a Price Type that has been rejected.
23. Reason code is conditional on the confirmation status being "Review". If reason code is present, ensure that confirmation status in "Review".
24. For the Price Synchronisation Message, the Segment Action Code of "CHANGE_BY_REFRESH" assumes full refresh of the message segment only.
Any rejection of a targeted price type would result in the rejection of the targeting price type.

3.13. Modify Item Price Type

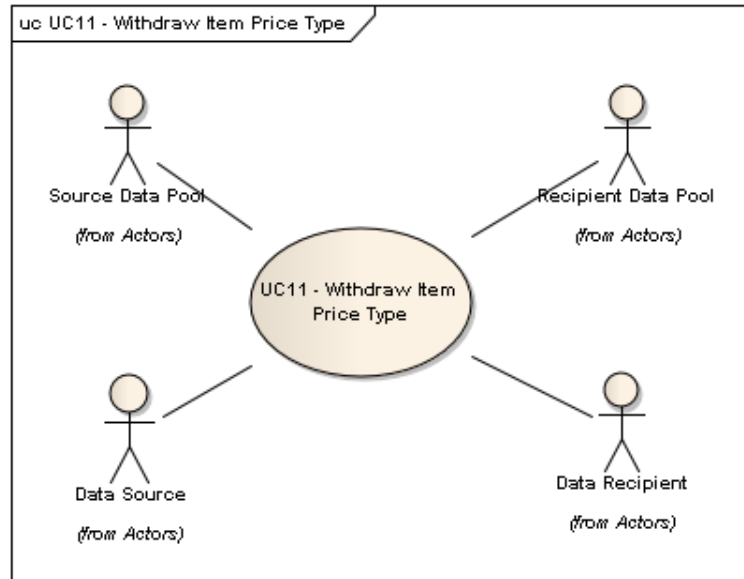


Use Case ID	UC-10
Use Case Name	Modify Item Price Type
Use Case Description	This use case modifies or corrects existing item depictions and/or any related price types.
Actors (Goal)	Data source, Source Data Pool, Recipient Data Pool, Data Recipient
Performance Goals	Change by refresh or correct item depictions and/or any related price types used for price synchronisation.
Preconditions	Price synchronisation relationship exists and item depictions and/or any related price types have been accepted by data source.
Post conditions	Item depictions and/or any related price types have been modified.

Scenario	Begins when... The data source notifies their SDP of modifications to price components (done outside of the network).																					
	Continues with...																					
	<table><tr><th>Step #</th><th>Actor</th><th>Activity Step</th></tr><tr><td>1</td><td>SDP</td><td>Performs necessary validations.</td></tr><tr><td>2</td><td>SDP</td><td>Creates a price synchronisation message using document command of "CHANGE_BY_REFRESH" and the item depiction and price type segments with a segment action code of "CHANGE_BY_REFRESH" for modification and "Correct" for a correction to the RDP and updates the price synchronisation list.</td></tr><tr><td>3</td><td>RDP</td><td>Sends the price message to the data recipient.</td></tr><tr><td>4</td><td>Data Recipient</td><td>Receives the message and confirms the item depiction and price type segments by responding with a an "acceptRECEIVED" confirmation response. The confirmation response message is sent to the RDP.</td></tr><tr><td>5</td><td>RDP</td><td>Sends the confirmation response message to the SDP.</td></tr><tr><td>6</td><td>SDP</td><td>Updates the price synchronisation list and sends the confirmation response message to the data source.</td></tr></table>	Step #	Actor	Activity Step	1	SDP	Performs necessary validations.	2	SDP	Creates a price synchronisation message using document command of "CHANGE_BY_REFRESH" and the item depiction and price type segments with a segment action code of "CHANGE_BY_REFRESH" for modification and "Correct" for a correction to the RDP and updates the price synchronisation list.	3	RDP	Sends the price message to the data recipient.	4	Data Recipient	Receives the message and confirms the item depiction and price type segments by responding with a an "acceptRECEIVED" confirmation response. The confirmation response message is sent to the RDP.	5	RDP	Sends the confirmation response message to the SDP.	6	SDP	Updates the price synchronisation list and sends the confirmation response message to the data source.
	Step #	Actor	Activity Step																			
	1	SDP	Performs necessary validations.																			
	2	SDP	Creates a price synchronisation message using document command of "CHANGE_BY_REFRESH" and the item depiction and price type segments with a segment action code of "CHANGE_BY_REFRESH" for modification and "Correct" for a correction to the RDP and updates the price synchronisation list.																			
	3	RDP	Sends the price message to the data recipient.																			
	4	Data Recipient	Receives the message and confirms the item depiction and price type segments by responding with a an "acceptRECEIVED" confirmation response. The confirmation response message is sent to the RDP.																			
5	RDP	Sends the confirmation response message to the SDP.																				
6	SDP	Updates the price synchronisation list and sends the confirmation response message to the data source.																				
Ends when... the item depiction and price type segments have been modified.																						
Alternative Scenario	<i>The step #s below are related to the step #s in the scenario and are alternatives to the scenario steps</i>																					
	<table><tr><th>Step #</th><th>Actor</th><th>Activity Step</th></tr><tr><td>3</td><td>Data Recipient</td><td>Data recipient responds with a confirmation status other than acceptRECEIVED. See related requirements below for status codes and their actions.</td></tr></table>	Step #	Actor	Activity Step	3	Data Recipient	Data recipient responds with a confirmation status other than accept RECEIVED. See related requirements below for status codes and their actions.															
Step #	Actor	Activity Step																				
3	Data Recipient	Data recipient responds with a confirmation status other than accept RECEIVED. See related requirements below for status codes and their actions.																				
Related Requirements	Not Applicable																					
Related Rules	<div><div>1.</div><div>Header segment is mandatory and must be sent with this message.</div></div> <div><div>2.</div><div>If Document Header Command = CHANGE_BY_REFRESH, then Price Document ID must be greater than "1".</div></div> <div><div>3.</div><div>Confirmation status codes other than RECEIVEDaccept are: REVIEWreview – message received and no action taken yet; SYNCHRONISEDsynchronize – message received and implemented into the backend system; reject – message received and the data recipient does not wish to receive the price information for the given GTIN. If no response is made the SDP will stop price synchronisation. Can only send a reject if related to a specific catalogue item. This is used in the event that the data recipient does not wish to synchronise pricing for the indicated catalogue item.</div></div> <div><div>4.</div><div>Start Effective Date cannot be modified.</div></div> <div><div>5.</div><div>Start Effective Date can be corrected if it is not yet in effect (future date).</div></div> <div><div>6.</div><div>Cannot send Item Depiction and Price Type if the Trading Relationship has been rejected.</div></div> <div><div>7.</div><div>A targeted condition in the Item Price Type must have a prior confirmation status of RECEIVEDaccept, SYNCHRONISEDsynchronize or REVIEWreview except when a segment is first synchronized (as an Add). In this case, it may also be targeted in the same file without the requirement of a prior confirmation status.</div></div> <div><div>8.</div><div>A targeted price type in the Item Price Type segment must have a prior confirmation status of RECEIVEDaccept, SYNCHRONISEDsynchronize or reviewREVIEW except when a segment is first synchronized (as an Add). In this case, it may also be targeted in the same file without the requirement of a prior confirmation status.</div></div>																					

9. Multiple Item price types may exist simultaneously for a Catalogue Item and each can have their own confirmation status
10. Bracket Qualifiers for a Price Type can be sent providing that the brackets have not been sent as standard brackets in the condition segment.
11. No Response stops further synchronisation of only the specific price types for which the confirmation status is "No response".
12. A confirmation status of "Rejected" stops further synchronisation of all Price Types for the associated trade item. This rule is not valid for the Restart Process which has different functionality around the Rejected Status (see Implementation Considerations).
13. If the Ship To or Ship From Business Location attributes are populated with more than one value (a list), the data recipient may only accept or reject all, not individually by Business Location
14. Condition segment is not required.
15. Relationship segment is not required.
16. The Item Price Segment is mandatory if the Item Depiction qualifier has been populated.
17. Can only populate Target Price type if "Price Type" is equal to "Allowance" or "Charge" or "Promotional Price" or any of the "Transactional Price Types."
18. If the target item price type is not populated, the allowance/charge is tied to the catalogue item itself; regardless of the base price it is using (i.e. will span all base price brackets).
19. Data recipients cannot accept or reject individual brackets qualifiers.
20. When an Item Price Type refers to a condition:
The Condition Type must be of type "Bracket"
The Item Price segment must only be of Price type "Bracket".
21. The data recipient can override a previous confirmation status with another one through a confirmation response. Exception: cannot do this with a Price Type that has been rejected.
22. Multiple confirmations can be sent by data recipients for a single price message or message segment. For example, a data recipient can send a status of '**RECEIVED**' followed by '**SYNCHRONISED**'. Exception: a data recipient cannot modify a status of **REJECTED**. A Restart is the only way to re-initiate synchronisation on a Price Type that has been rejected.
23. Can't send an update for a segment if the previous add/change by refresh/correct has had no response or has been rejected.
24. If a revised Start Effective Date is required for a price type that is not yet in effect, the price type must be deleted or corrected. If a revised Start Effective Date is required for a price type that is in effect, then you must set the End Effective Date and send in a new price type with a new Start Effective Date.
25. Reason code is conditional on the confirmation status being "**REVIEW**". If reason code is present, ensure that confirmation status in "**REVIEW**".
26. For the Price Synchronisation Message, the Segment Action Code of "CHANGE_BY_REFRESH" assumes full refresh of the message segment only.
27. Any rejection of a targeted price type would result in the rejection of the targeting price type.

3.14. Withdraw Item Price Type

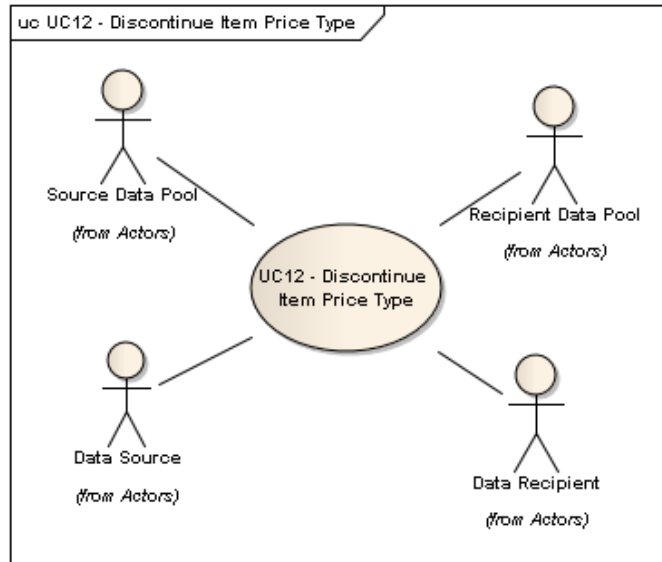


Use Case ID	UC-11
Use Case Name	Withdraw Item Price Type
Use Case Description	This use case deletes existing item depictions and/or any related price types prior to the effective start date of the price type.
Actors (Goal)	Data source, Source Data Pool, Recipient Data Pool, Data Recipient
Performance Goals	Withdraw existing item depictions and/or any related price types that are not in effect.
Preconditions	Price synchronisation relationship exists and item depictions and/or any related price types have been accepted by data source.
Post conditions	Item depictions and/or any related price types have been withdrawn.

Scenario	Begins when... The data source notifies their SDP of a need to withdraw item depictions and/or any related price types. (Done outside of the network).																					
	Continues with...																					
	<table><tr><th>Step #</th><th>Actor</th><th>Activity Step</th></tr><tr><td>1</td><td>SDP</td><td>Performs necessary validations.</td></tr><tr><td>2</td><td>SDP</td><td>Creates a price synchronisation message using document command of "CHANGE_BY_REFRESH" and the item depiction and price type segments with a segment action code "Delete" and updates the price synchronisation list.</td></tr><tr><td>3</td><td>RDP</td><td>Sends the price message to the data recipient.</td></tr><tr><td>4</td><td>Data Recipient</td><td>Receives the message and confirms the withdrawal of the item depiction and price type segments by responding with an "AcceptRECEIVED" confirmation response. The confirmation response message is sent to the RDP.</td></tr><tr><td>5</td><td>RDP</td><td>Sends the confirmation response message to the SDP.</td></tr><tr><td>6</td><td>SDP</td><td>Updates the price synchronisation list and sends the confirmation response message to the data source.</td></tr></table>	Step #	Actor	Activity Step	1	SDP	Performs necessary validations.	2	SDP	Creates a price synchronisation message using document command of "CHANGE_BY_REFRESH" and the item depiction and price type segments with a segment action code "Delete" and updates the price synchronisation list.	3	RDP	Sends the price message to the data recipient.	4	Data Recipient	Receives the message and confirms the withdrawal of the item depiction and price type segments by responding with an "AcceptRECEIVED" confirmation response. The confirmation response message is sent to the RDP.	5	RDP	Sends the confirmation response message to the SDP.	6	SDP	Updates the price synchronisation list and sends the confirmation response message to the data source.
	Step #	Actor	Activity Step																			
	1	SDP	Performs necessary validations.																			
	2	SDP	Creates a price synchronisation message using document command of "CHANGE_BY_REFRESH" and the item depiction and price type segments with a segment action code "Delete" and updates the price synchronisation list.																			
	3	RDP	Sends the price message to the data recipient.																			
	4	Data Recipient	Receives the message and confirms the withdrawal of the item depiction and price type segments by responding with an "AcceptRECEIVED" confirmation response. The confirmation response message is sent to the RDP.																			
5	RDP	Sends the confirmation response message to the SDP.																				
6	SDP	Updates the price synchronisation list and sends the confirmation response message to the data source.																				
Ends when... item depictions and/or any related price types have been withdrawn.																						
Alternative Scenario	<i>The step #s below are related to the step #s in the scenario and are alternatives to the scenario steps</i>																					
	<table><tr><th>Step #</th><th>Actor</th><th>Activity Step</th></tr><tr><td>3</td><td>Data Recipient</td><td>Data recipient responds with a confirmation status other than accept. See related requirements below for status codes and their actions.</td></tr></table>	Step #	Actor	Activity Step	3	Data Recipient	Data recipient responds with a confirmation status other than accept. See related requirements below for status codes and their actions.															
Step #	Actor	Activity Step																				
3	Data Recipient	Data recipient responds with a confirmation status other than accept. See related requirements below for status codes and their actions.																				
Related Requirements	Not Applicable																					
Related Rules	<div><div>1. Header segment is mandatory and must be sent with this message.</div><div>2. If Document Header Command = CHANGE_BY_REFRESH, then Price Document ID must be greater than "1".</div><div>3. A confirmation status of "REJECTED" is not valid for a withdrawal of a Price Type.</div><div>4. A confirmation status of "REVIEW" is not valid for a withdrawal or a Price Type.</div><div>5. No response means that no further synchronisation can occur.</div><div>6. Condition segment is not required.</div><div>7. Relationship segment is not required.</div><div>8. The Item Price Segment is mandatory if the Item Depiction qualifier has been populated.</div><div>9. When the Item Price Type Segment Action Code = Delete (Parent Price Type)<div><div>• Must delete the parent Price Type and all children (targeted) Price Types for the Price Type being withdrawn.</div><div>• This deletes all price types associated with an item but not the item.</div><div>• Note: within the XML message, all child Price Types must be deleted prior to the parent Price Type.</div></div></div><div>10. When the Item Price Type Segment Action Code = Delete (Child Price Type)<div><div>• Must delete the individual child Price Type only and not the parent Price Type.</div><div>• This deletes the individual child price type associated with an item but not the item.</div></div></div><div>11. The data recipient can override a previous confirmation status with another one through a confirmation response. Exception: cannot do this with a Price Type that has been rejected.</div></div>																					

- | | |
|--|--|
| | <ul style="list-style-type: none">12. Multiple confirmations can be sent by data recipients for a single price message or message segment. For example, a data recipient can send a status of '<u>RECEIVED</u>' followed by '<u>SYNCHRONISED</u>'. Exception: a data recipient cannot modify a status of <u>REJECTED</u>. A Restart is the only way to re-initiate synchronisation on a Price Type that has been rejected.13. For the Price Synchronisation Message, the Segment Action Code of "CHANGE_BY_REFRESH" assumes full refresh of the message segment only. |
|--|--|

3.15. Discontinue Item Price Type



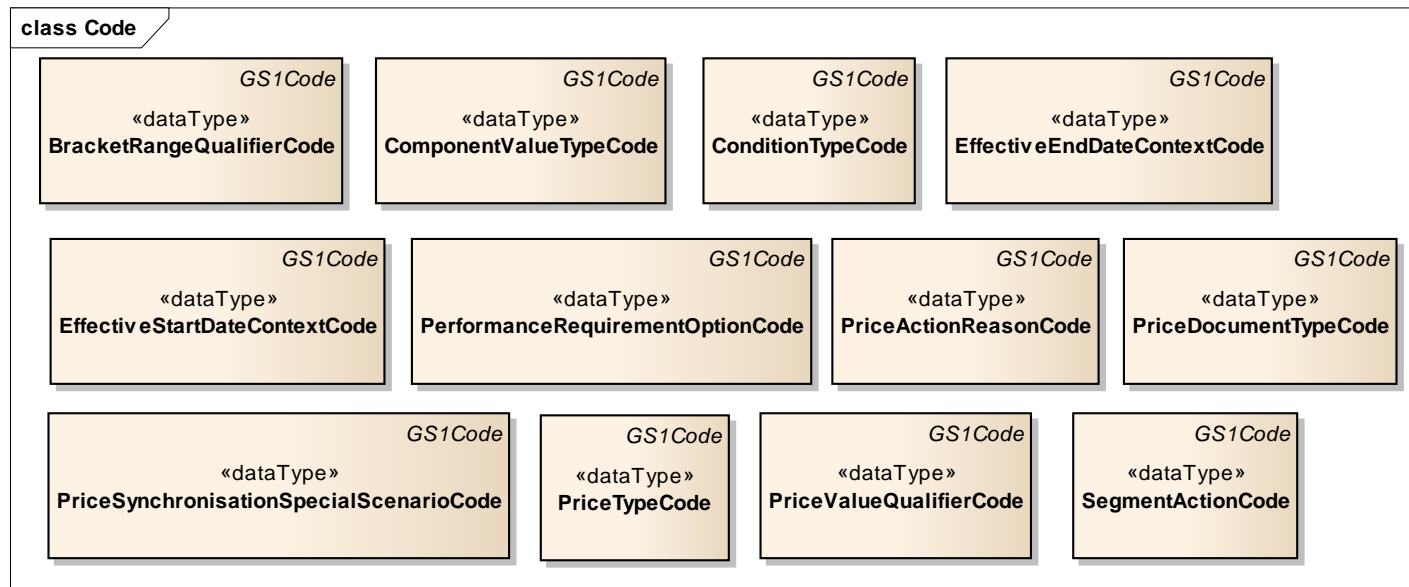
Use Case ID	UC-12
Use Case Name	Discontinue Item Price Type
Use Case Description	This use case deletes existing item depictions and/or any related price types that are already in effect.
Actors (Goal)	Data source, Source Data Pool, Recipient Data Pool, Data Recipient
Performance Goals	Discontinues existing item depictions and/or any related price types.
Preconditions	Price synchronisation relationship exists and existing item depictions and/or any related price types have been accepted by data source.
Post conditions	Item depictions and/or any related price types have been discontinued.

Scenario	<p>Begins when... The data source notifies their SDP of a need to discontinue item depictions and/or any related price types. (Done outside of the network).</p> <p>Continues with...</p> <table><tr><th>Step #</th><th>Actor</th><th>Activity Step</th></tr><tr><td>1</td><td>SDP</td><td>Performs necessary validations.</td></tr><tr><td>2</td><td>SDP</td><td>Creates a price synchronisation message using document command of "CHANGE_BY_REFRESH" and the item depiction and price type segments with a segment action code "CHANGE_BY_REFRESH" and updates the price synchronisation list.</td></tr><tr><td>3</td><td>RDP</td><td>Sends the price message to the data recipient.</td></tr><tr><td>4</td><td>Data Recipient</td><td>Receives the message and confirms the discontinuation of the item depiction and price type segments by responding with an "accept" confirmation response. The confirmation response message is sent to the RDP.</td></tr><tr><td>5</td><td>RDP</td><td>Sends the confirmation response message to the SDP.</td></tr><tr><td>6</td><td>SDP</td><td>Updates the price synchronisation list and sends the confirmation response message to the data source.</td></tr></table> <p>Ends when... the item depiction and price type segments have been discontinued.</p>	Step #	Actor	Activity Step	1	SDP	Performs necessary validations.	2	SDP	Creates a price synchronisation message using document command of "CHANGE_BY_REFRESH" and the item depiction and price type segments with a segment action code "CHANGE_BY_REFRESH" and updates the price synchronisation list.	3	RDP	Sends the price message to the data recipient.	4	Data Recipient	Receives the message and confirms the discontinuation of the item depiction and price type segments by responding with an "accept" confirmation response. The confirmation response message is sent to the RDP.	5	RDP	Sends the confirmation response message to the SDP.	6	SDP	Updates the price synchronisation list and sends the confirmation response message to the data source.
Step #	Actor	Activity Step																				
1	SDP	Performs necessary validations.																				
2	SDP	Creates a price synchronisation message using document command of "CHANGE_BY_REFRESH" and the item depiction and price type segments with a segment action code "CHANGE_BY_REFRESH" and updates the price synchronisation list.																				
3	RDP	Sends the price message to the data recipient.																				
4	Data Recipient	Receives the message and confirms the discontinuation of the item depiction and price type segments by responding with an "accept" confirmation response. The confirmation response message is sent to the RDP.																				
5	RDP	Sends the confirmation response message to the SDP.																				
6	SDP	Updates the price synchronisation list and sends the confirmation response message to the data source.																				
Alternative Scenario	<p><i>The step #s below are related to the step #s in the scenario and are alternatives to the scenario steps</i></p> <table><tr><th>Step #</th><th>Actor</th><th>Activity Step</th></tr><tr><td>3</td><td>Data Recipient</td><td>Data recipient responds with a confirmation status other than acceptRECEIVED. See related requirements below for status codes and their actions.</td></tr></table>	Step #	Actor	Activity Step	3	Data Recipient	Data recipient responds with a confirmation status other than accept RECEIVED . See related requirements below for status codes and their actions.															
Step #	Actor	Activity Step																				
3	Data Recipient	Data recipient responds with a confirmation status other than accept RECEIVED . See related requirements below for status codes and their actions.																				
Related Rules	<ol style="list-style-type: none">Header segment is mandatory and must be sent with this message.If Document Header Command = CHANGE_BY_REFRESH, then Price Document ID must be greater than "1".A confirmation status of "REJECTED" is not valid for a discontinue.A confirmation status of "REVIEW" is not valid for a discontinue.No response means that no further synchronisation can occur.Condition segment is not required.Relationship segment is not required.For a discontinue, the End Effective Date must be populated or updated.The data recipient can override a previous confirmation status with another one through a confirmation response. Exception: cannot do this with a Price Type that has been rejected.Multiple confirmations can be sent by data recipients for a single price message or message segment. For example, a data recipient can send a status of 'RECEIVED' followed by 'SYNCHRONISED'. Exception: a data recipient cannot modify a status of REJECTED. A Restart is the only way to re-initiate synchronisation on a Price Type that has been rejected.For the Price Synchronisation Message, the Segment Action Code of "CHANGE_BY_REFRESH" assumes full refresh of the message segment only.																					

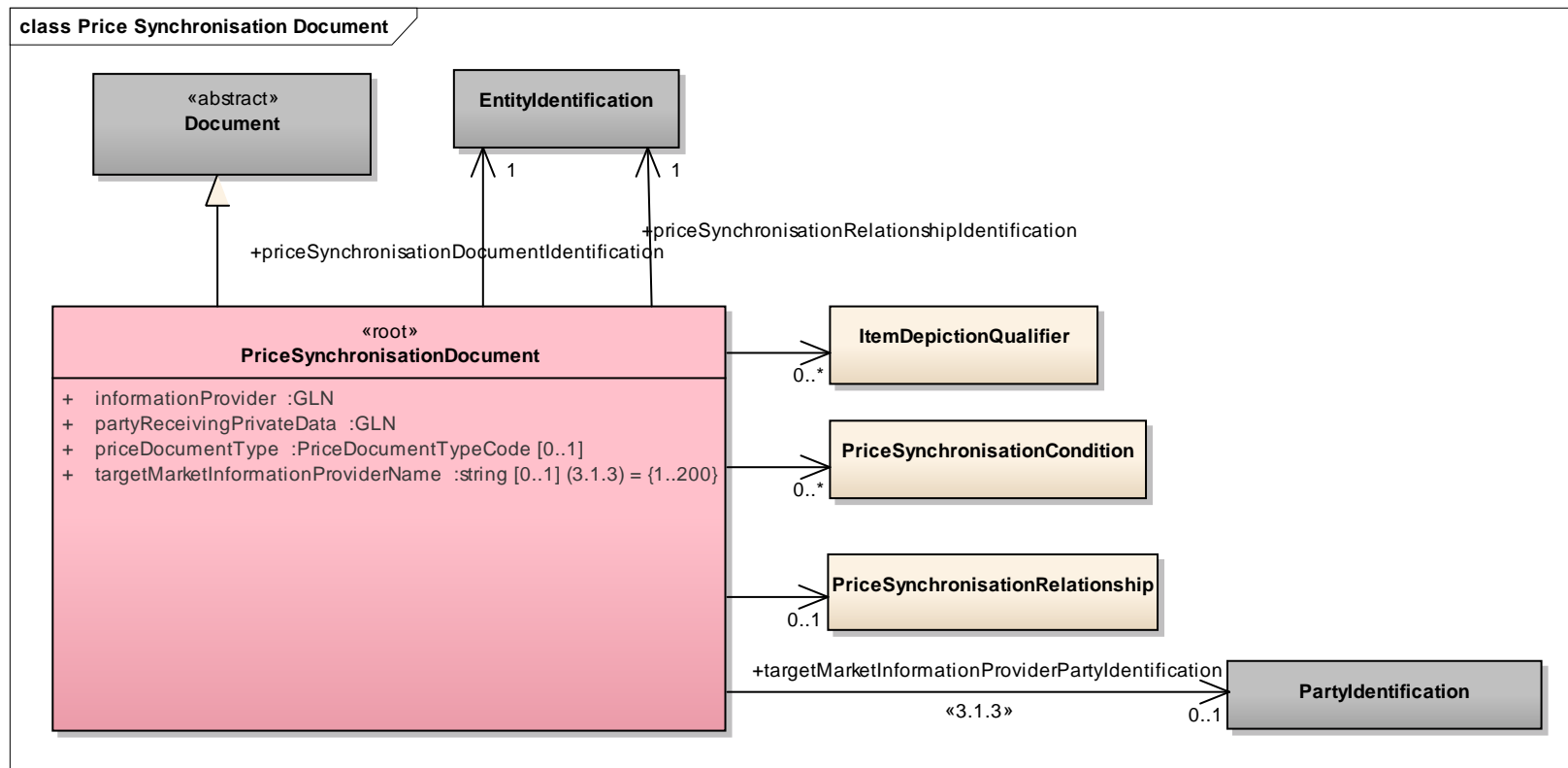
4. Information Model

4.1. Class Diagrams

4.1.1. Codes



4.1.2. Price Synchronisation Document

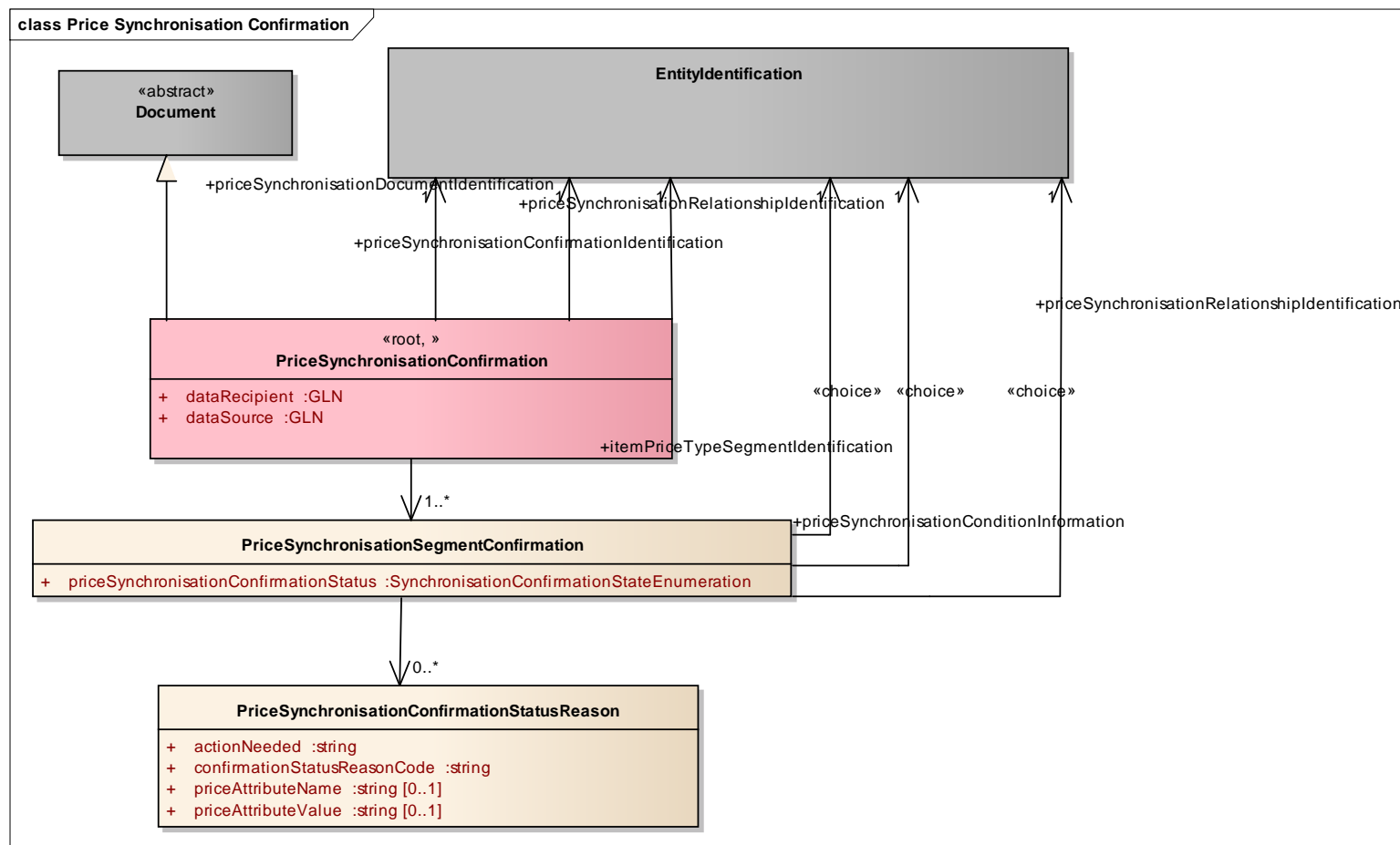


Note: Reference Shared Common Library Business Message (BMS) Release 3.1.0

Content	Attribute / Role	Datatype /Secondary class	Multipl icity	Definition
PriceSynchronisationDoc ument				An electronic document used to synchronise pricing information including pricing relationship, pricing elements and item price depiction between trading partners in order to facilitate an invoice amount equal to the expected payment amount equal to the actual payment.
Association	priceSynchronisationRelations hipIdentification	EntityIdentification	1..1	A string of characters assigned by the Information Provider to uniquely identify each price synchronization relationship that exists between

Content	Attribute / Role	Datatype /Secondary class	Multipl icity	Definition
				the Information Provider and the Party Receiving Private Data. Each Price Synchronisation Message can only contain price information related to a single price synchronization relationshi
Association		PriceSynchronisation RelationShip	0..1	Provides the depiction of a price synchronisation relationship for a price synchronisation document
Association		ItemDepictionQualifie r	0..*	Provides one or more item depictions for a price synchronisation document
Association		PriceSynchronisation Condition	0..*	Provides one or many price synchronisation conditions for a price synchronisation document
Association	priceSynchronisationDocumen tIdentification	EntityIdentification	1..1	Within a given price synchronization relationship, a number assigned by the Source Data Pool to uniquely identify each instance of a Price Synchronization Message sent from the Source Data Pool to the Party Receiving Private Data. The number is unique within each Price synchronization relationship
<u>Association</u>	<u>targetMarketInformationProvid erPartyIdentification</u>	<u>PartyIdentification</u>	<u>0..1</u>	<u>The party identification (GLN and additional) of any local provider of price information for an item if this party is different than the Price Synchronisation Document Information Provider.</u>
Generalization		Document		
Attribute	informationProvider	GLN	1..1	The party who owns the data.
Attribute	partyReceivingPrivateData	GLN	1..1	Party, which is authorized to view, use, download the data provided by a Data Source.
Attribute	priceDocumentType	PriceDocumentTypeC ode	0..1	A code assigned by the Information Provider to indicate to the Party Receiving Private Data, the intended use or purpose of sending the Price Synchronisation Message. The Party Receiving Private Data is able to use this code to determine how to process the information contained within the message. For example, initial load of data, resend of previously sent data or ongoing data synchronisation.
<u>Attribute</u>	<u>targetMarketInformationProvid erName</u>	<u>String</u>	<u>0..1</u>	<u>The name of any local provider of price information for an item if this party is different than the Price Synchronisation Document Information Provider.</u>

4.1.3. Price Synchronisation Confirmation



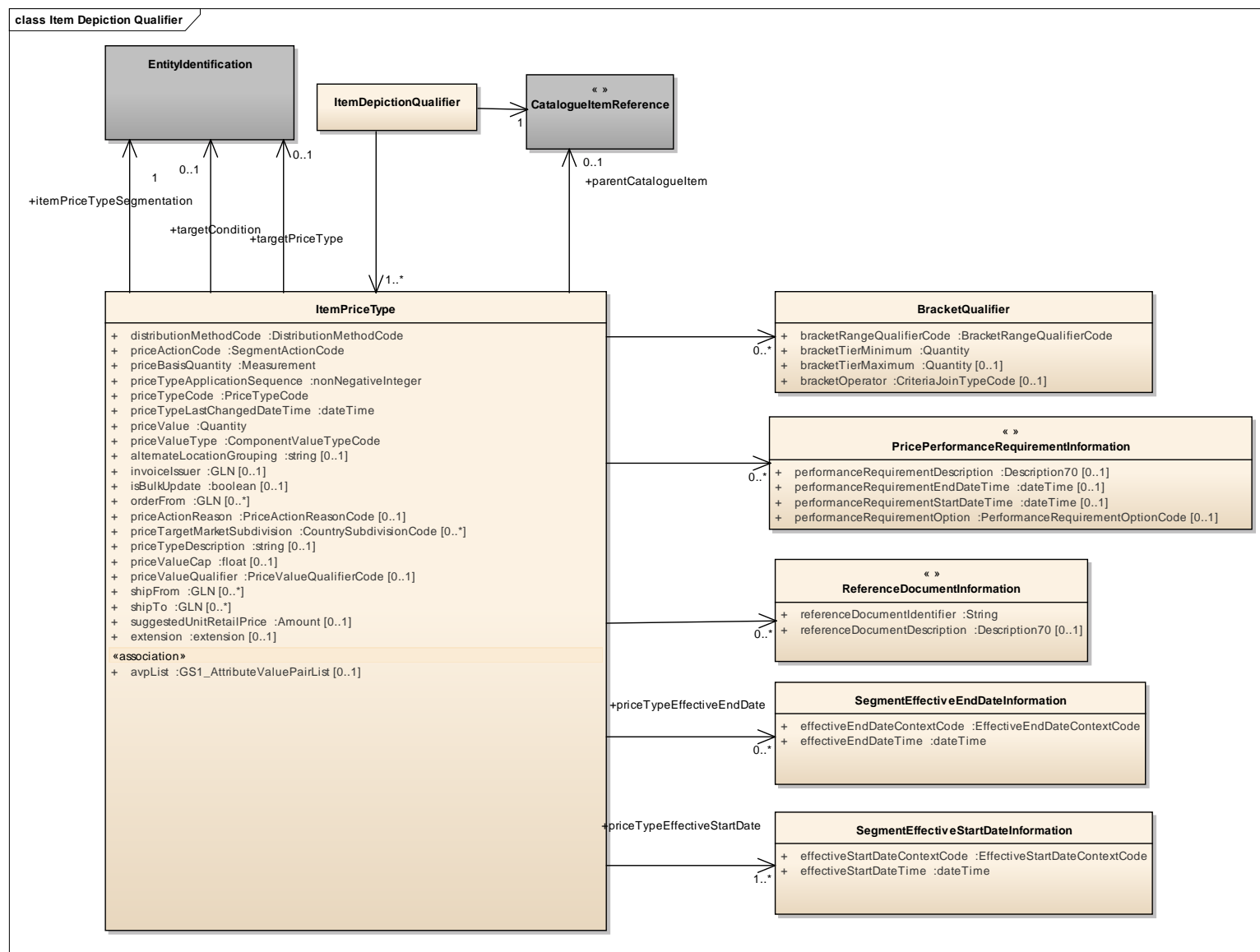
Note: Reference Shared Common Library Business Message (BMS) Release 3.1.0

Content	Attribute / Role	Datatype /Secondary class	Multipl icity	Definition
PriceSynchronisationSeg mentConfirmation				The synchronisation status for the price synchronisation relationship, condition or price segment.

Content	Attribute / Role	Datatype /Secondary class	Multi licity	Definition
Association	itemPriceTypeSegmentIdentifi cation	EntityIdentification	1..1	A string of characters assigned by the Information Provider to uniquely identify a price component associated with an item (from the item price type segment of the price message to which this confirmation is responding).
Association	priceSynchronisationRelations hipIdentification	EntityIdentification	1..1	A string of characters assigned by the Information Provider to uniquely identify each price synchronization relationship that exists between the Information Provider and the Party Receiving Private Data. Each Price Synchronisation Message can only contain price information related to a single price synchronization relationship (from the relationship segment of the price message to which this confirmation is responding).
Association		Pricesynchronisation ConfirmationStatusReason	0..*	Provides the reason, action required and relevant attributes and values connected with a synchronisation status.
Association	priceSynchronisationConditionI nformation	EntityIdentification	1..1	A string of characters assigned by the Information Provider to uniquely identify a summary condition or an item condition of type bracket (from the condition segment of the price message to which this confirmation is responding).
Attribute	priceSynchronisationConfirmat ionStatus	SynchronisationConfir mationStatusEnumer ation	1..1	Describes the data recipient's action taken on the information contained in a specific segment of the price synchronization message.
PricesynchronisationCon firmationStatusReason				Provides further details regarding the synchronisation status for the price synchronisation relationship, condition or price segment including the reason for the status, the action needed and any specific attribute.
Attribute	actionNeeded	string	1..1	Identifies the type of action the data source needs to take in order to resolve the data recipient's issue.
Attribute	confirmationStatusReasonCod e	string	1..1	Identifies the type issue the data recipient has with the value communicated in the attribute name.
Attribute	priceAttributeName	string	0..1	Name of the attribute in the Price Synchronization message.
Attribute	priceAttributeValue	string	0..1	Value sent in the price synchronisation message that is associated with the attribute name.

Content	Attribute / Role	Datatype /Secondary class	Multipl icity	Definition
PriceSynchronisationConfir mation				The electronic communication from the Data Recipient to the Data Source indicating what action has been taken on the price synchronisation relationship, condition or price segment.
Generalization		Document		
Association	priceSynchronisationRelations hipIdentification	EntityIdentification	1..1	A string of characters assigned by the Information Provider to uniquely identify each price synchronization relationship that exists between the Information Provider and the Party Receiving Private Data. Each Price Synchronisation Message can only contain price information related to a single price synchronization relationship (from the price synchronization header of the price message to which this confirmation is responding).
Association	priceSynchronisationConfirmat ionIdentification	EntityIdentification	1 ..1	Uniquely identifies the Price Synchronisation Confirmation
Association	priceSynchronisationDocumen tIdentification	EntityIdentification	1..1	Within a given price synchronization relationship, a number assigned by the Source Data Pool to uniquely identify each instance of a Price Synchronization Message sent from the Source Data Pool to the Party Receiving Private Data. The number is unique within each Price synchronization relationship (from the price synchronization header of the price message to which this confirmation is responding).
Association		PriceSynchronisation SegmentConfirmation	1..*	Provides the confirmation status and the applicable price synchronisation segment.
Attribute	dataRecipient	GLN	1..1	The party receiving the private data (for example, retailer). This information is taken from the price synchronization header of the price message to which this confirmation is responding.
Attribute	dataSource	GLN	1..1	The information provider of the Price Synchronization message (for example, supplier). This is taken from the price synchronization header of the price message to which this confirmation is responding.

4.1.4. Item Depiction Qualifier





Note: Reference Shared Common Library Business Message (BMS) Release 3.1.0

Content	Attribute / Role	Datatype /Secondary class	Multipl icity	Definition
ItemDepictionQualifier				A price synchronisation message segment used to show how the pricing information would be depicted on an invoice.
Association		ItemPriceType	1..*	Associates one or many item price types with an item depiction qualifier.
Association		CatalogueItemReference	1..1	Associates a price type with a catalogue item.
PriceCommentaryInformation				Details on a price including price value, price value type, price type and description used to depict addition expressions of a price for example list price with VAT
Attribute	priceValue	Quantity	1..1	Price value used to provide more detail for a parent price.(e.g. \$12.00)
Attribute	priceValueType	ComponentValueTy eCode	1..1	A classification of the price component used to determine how to apply the amount for example value, rate or percent for a price commentary.
Attribute	priceTypeCode	PriceType	1..1	A code assigned to identify the kind or class of a price for a descriptive price.
Attribute	priceTypeDescription	string	0..1	Text used to provide an additional description of a commentary price.
BracketQualifier				Identifies conditions required to be met to qualify for a bracket
Attribute	bracketRangeQualifierCode	BracketRangeQualifie rCode	1..1	Specifies whether the bracket range is based upon an amount, a measurement or another quantity
Attribute	bracketTierMinimum	Quantity	1..1	The lower limit for qualification for a bracket. The lower limit for qualification for a bracket.
Attribute	bracketTierMaximum	Quantity	0..1	The upper limits for qualification for a bracket.
Attribute	bracketOperator	BracketOperatorCode	0..1	A function to identify the logical relationship between multiple bracket qualifiers (And/Or).
SegmentEffectiveEndDateI nformation				The effective end date and associated context (e.g. last order date) for a condition.

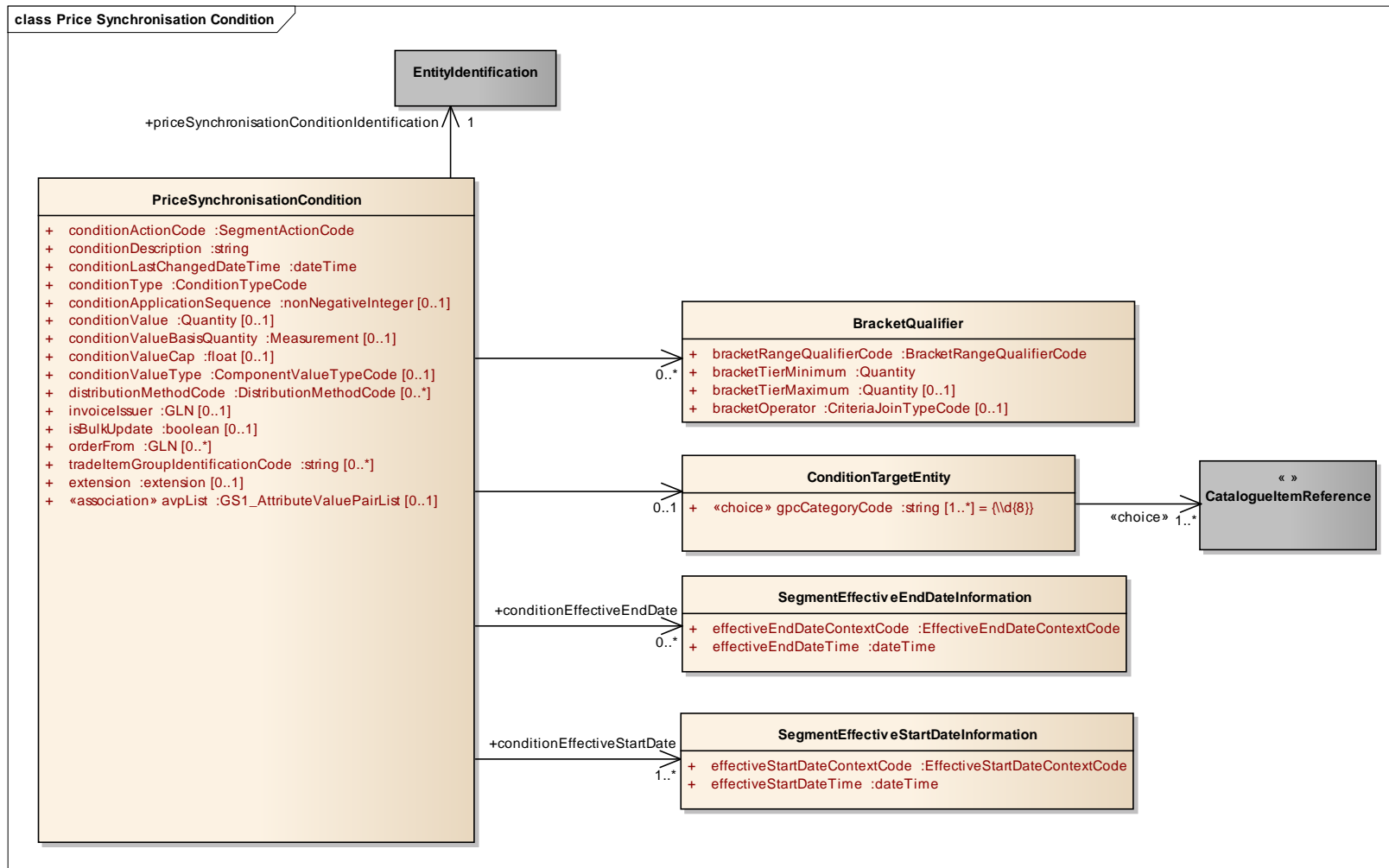
Content	Attribute / Role	Datatype /Secondary class	Multipl icity	Definition
Attribute	effectiveEndDateTime	dateTime	1..1	A date\time used to indicate when the component depicted in the segment is no longer available for use.
Attribute	effectiveEndDateContextCode	EffectiveEndDateContextCode	1..1	An associated event which gives significance to the effective start date for a segment for example first order date.
SegmentEffectiveStartDateInformation				The start date and applicable context for the start date (first order date) for a condition type.
Attribute	effectiveStartDateTime	dateTime	1..1	The date on which the price synchronisation component begins.
Attribute	effectiveStartDateContextCode	EffectiveStartDateContextCode	1..1	An associated event which gives significance to the effective start date for a segment for example first order date.
ItemPriceType				Contains details of a price component associated with an item.
Association	priceTypeEffectiveStartDate	SegmentEffectiveStartDateInformation	1..*	Provides details on start dates for a given price type.
Association	priceTypeEffectiveEndDate	SegmentEffectiveEndDateInformation	0..*	Provides end date details for a given price type.
Association		PriceCommentaryInformation	0..*	Details for a price type, on a price including price value, price value type, price type and description used to depict addition expressions of a price for example list price with VAT. — MP01
Association		PricePerformanceRequirementInformation	0..*	Provides performance requirements for a price type.
Association		BracketQualifier	0..*	Provides qualifiers required for eligibility for a price type of bracket.
Association		ReferenceDocumentInformation	0..*	Provides reference information related to a given price for example a contract number
Association	parentCatalogueItem	CatalogueItemReference	0..1	A reference to another trade item that is higher in the hierarchal configuration than the item referenced in the Item depiction. Used to vary the price of an item based on a higher level component in a hierarchal configuration.
Association	targetCondition	EntityIdentification	0..1	A reference to a previous Condition Identification that was used to define the Bracket Qualifiers -

Content	Attribute / Role	Datatype /Secondary class	Multipl icity	Definition
				references back to the summary condition Identification.
Association	targetPriceType	EntityIdentification	0..1	A reference to a previous Price Type Identification that was used to define a component that this price is associated with.
Association	avpList	GS1_AttributeValueP airList	0..1	Attribute value pair information.
Association	itemPriceTypeSegmentation	EntityIdentification	1..1	A string of characters assigned by the Information Provider to uniquely identify a price component associated with an item.
Attribute	distributionMethodCode	DistributionMethodCo de	1..1	The mode by which the Information Provider and the Party Receiving Private Data have agreed at what point(s) in the supply chain the Information Provider makes the goods available to the Party Receiving Private Data.
Attribute	priceActionCode	SegmentActionCode	1..1	A code assigned by the Information Provider to indicate to the Party Receiving Private Data, the reason for sending the price information contained within the specified segment within the Price Synchronization Message. The Party Receiving Private Data is able to use this code to determine the nature of the action associated with each price component within each price type segment. For example the addition of a new record, the modification of an existing record or the correction of an existing record.
Attribute	priceBasisQuantity	Measurement	1..1	Price Basis Quantity qualifies Price with a 'Price Per' quantity. This must include a unit of measure to describe what the price and price quantity applies to, such as, a price of \$100 could apply to 1 case of product or to 25 Kilos. Price Basis Quantity includes a Unit of Measure.
Attribute	priceTypeApplicationSequenc e	nonNegativeInteger	1..1	The order in which the value associated with a price type is applied in the process of calculating the net invoice price.
Attribute	priceTypeCode	PriceTypeCode	1..1	A code assigned to identify the kind or class of a price component.
Attribute	priceTypeLastChangedDateTi me	dateTime	1..1	Identifies a certain point in time where the segment was last modified.

Content	Attribute / Role	Datatype /Secondary class	Multipl icity	Definition
Attribute	priceValue	Quantity	1..1	Associates a percent or integer value with a price value.
Attribute	priceValueType	ComponentValueTy eCode	1..1	A classification of the price component used to determine how to apply the amount for example value, rate or percent.
Attribute	alternateLocationGrouping	string	0..1	A string of characters used to describe a cluster of business locations mutually defined by the Information Provider and the Party Receiving Private Data.
Attribute	extension	extension	0..1	
Attribute	isBulkUpdate	boolean	0..1	Indicates that the update to the price type is for a full price list update. This update may include price increase, price decrease, unchanged prices or new prices. This price change is managed globally by the retailer.
Attribute	invoiceIssuer	GLN	0..1	The party who issues the invoice for the trade item according to the condition synchronised.
Attribute	orderFrom	GLN	0..*	The location that the item can be ordered from according to the price synchronised
Attribute	priceValueCap	float	0..1	A quantity or measurement associated with the price value qualifier to limit the calculation of rate to a specified maximum amount. This would be used where a trading partner sets a maximum value for an offer.
Attribute	priceValueQualifier	PriceValueQualifierC ode	0..1	A code assigned to identify the basis on which a specific price value is acted upon. For example, if the Price Value was 2%, the Price Value Qualifier would be 'percent'.
Attribute	priceActionReason	PriceActionreasonCo de	0..1	A code to indicate the justification or explanation as to why the action associated with each price component has occurred. All actions may have an associated reason.
Attribute	priceTargetMarketSubdivision	CountrySubdivisionC ode	0..*	The code for country sub-division used to indicate the geo-political subdivision of the target market (=country).
Attribute	priceTypeDescription	string	0..1	Text used to provide an additional description of the price component.

Content	Attribute / Role	Datatype /Secondary class	Multipl icity	Definition
Attribute	shipFrom	GLN	0..*	Identifies the origin location from where the goods will be shipped.
Attribute	shipTo	GLN	0..*	The location destination to which goods will be shipped.
Attribute	suggestedUnitRetailPrice	Amount	0..1	The retail (to consumer) price as suggested by the manufacturer. This is normally used to establish a proposed value for the trade item for marketing purposes. May or may not appear on the package.
PricePerformanceRequirem entInformation				Standardized list of requirements which are types of price components to be met to receive a monetary value.
Attribute	performanceRequirementDesc ription	Description70	0..1	A string of characters used to describe additional or more specific requirements to be met in order to receive a monetary value.
Attribute	performanceRequirementEnd DateTime	dateTime	1..1	A date indicating the ending of a period during which the performance requirements should be met.
Attribute	performanceRequirementStart DateTime	dateTime	1..1	A date indicating the beginning of a period during which the performance requirements should be met.
Attribute	performanceRequirementOptio n	performanceRequire mentOptionCode	0..1	Standardized list of requirements which are types of price components to be met to receive a monetary value.
<u>ReferenceDocumentInform ation</u>				<u>This class enables the input of a reference document (e.g. contract) for a specific condition.</u>
<u>Attribute</u>	<u>referenceDocumentIdentifier</u>	<u>string</u>	<u>1..1</u>	<u>Identifier that provides a link to further detail on the price condition, for example an associated contract between trading partners.</u>
<u>Attribute</u>	<u>referenceDocumentDescriptio n</u>	<u>Description70</u>	<u>0..1</u>	<u>A free form text field used to describe a contract or other document which contains more information about agreements made regarding a condition.</u>

4.1.5. Price Synchronisation Condition



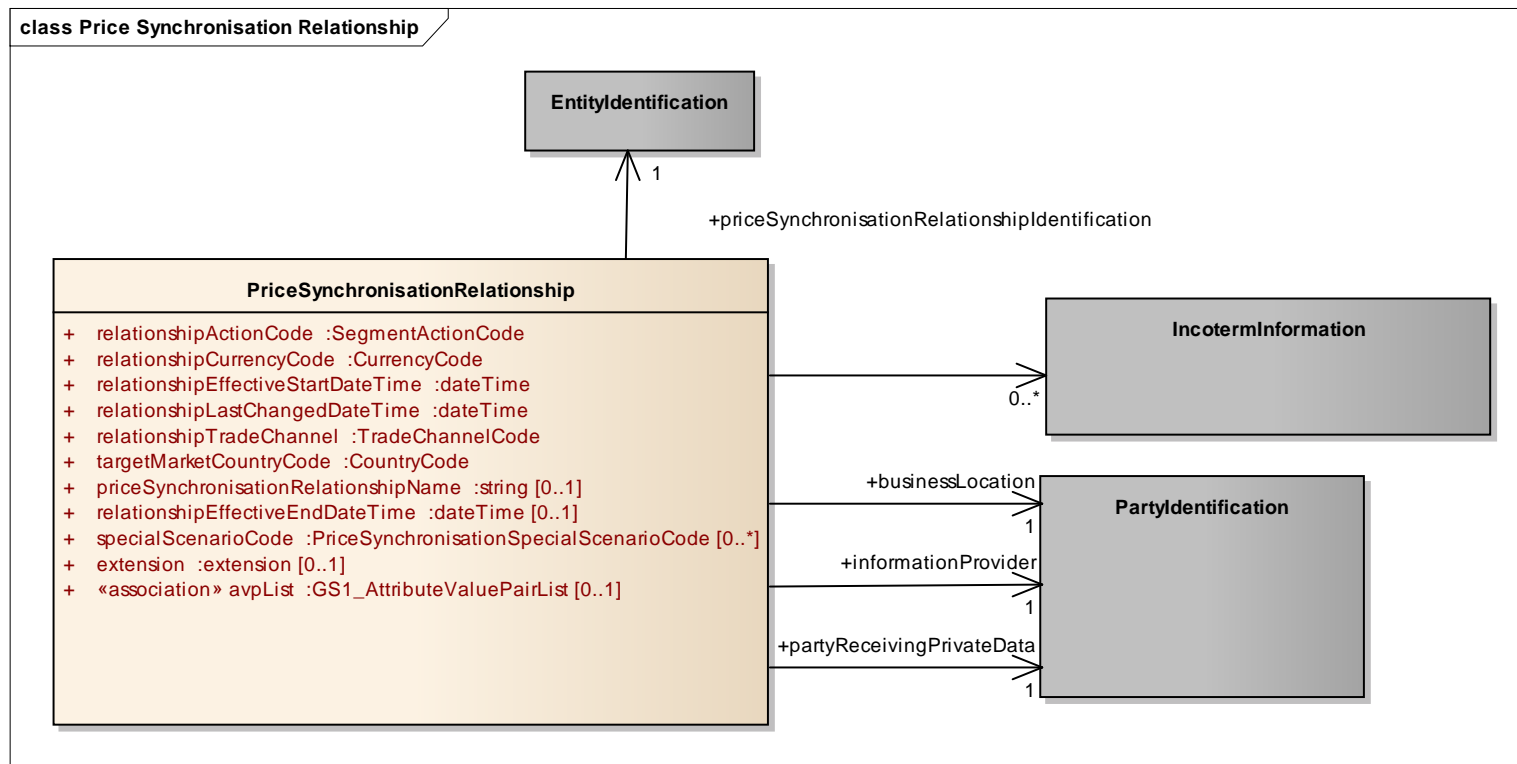
Note: Reference Shared Common Library Business Message (BMS) Release 3.1.0

Content	Attribute / Role	Datatype /Secondary class	Multipl icity	Definition
PriceSynchronisationCon dition				
Association		ConditionTargetEntity	0..1	Provides an item of grouping of items associated with a price condition
Association	priceSynchronisationCondition Identification	EntityIdentification	1..1	A string of characters assigned by the Information Provider to uniquely identify a summary condition or an item condition of type bracket.
Association		BracketQualifier	0..*	Provides conditions for being qualified for a given bracket.
Association	conditionEffectiveStartDate	SegmentEffectiveStar tDateInformation	1..*	Provides the effective start date and context for a price synchronisation condition.
Association	conditionEffectiveEndDate	SegmentEffectiveEnd DateInformation	0..*	Provides the effective end date and context for a price synchronisation condition
Association	avpList	GS1_AttributeValueP airList	0..1	Attribute value pair information.
Attribute	conditionActionCode	SegmentActionCode	1..1	A code assigned by the Information Provider to indicate to the Party Receiving Private Data, the reason for sending the price information contained within the specified segment within the Price Synchronization Message. The Party Receiving Private Data is able to use this code to determine the nature of the action associated with each condition within each condition segment. For example the addition of a new record, the modification of an existing record or the correction of an existing record.
Attribute	conditionDescription	string	1..1	Text used to provide an additional description of the condition
Attribute	conditionLastChangedDateTim e	dateTime	1..1	Identifies a certain point in time where the segment was last modified.
Attribute	conditionType	ConditionTypeCode	1..1	Condition types are general classifications for a given condition. The treatment of the values in a price calculation is determined by the Condition Type.
Attribute	conditionApplicationSequence	nonNegativeInteger	0..1	The order in which the value associated with a summary condition type of allowance or charge, is applied in the process of calculating the net invoice

Content	Attribute / Role	Datatype /Secondary class	Multipl icity	Definition
				price.
Attribute	conditionValue	Quantity	0..1	Provides a value or percent associated with a condition
Attribute	conditionValueType	ComponentValueTy eCode	0..1	A classification of the price component used to determine how to apply the amount for example value, rate or percent.
Attribute	conditionValueCap	float	0..1	A quantity or measurement associated with the condition value qualifier to limit the calculation of rate to a specified maximum amount. This would be used where a trading partner sets a maximum value for an offer.
Attribute	conditionValueBasisQuantity	Measurement	0..1	The base amount used for a condition in the case or a rate for example \$10 per '100' yards where 100 yards is the value basis.
Attribute	distributionMethodCode	DistributionMethodCo de	0..*	The mode by which the Information Provider and the Party Receiving Private Data have agreed at what point(s) in the supply chain the Information Provider makes the goods available to the Party Receiving Private Data.
Attribute	extension	extension	0..1	
Attribute	invoiceIssuer	GLN	0..1	The party who issues the invoice for the trade item according to the condition synchronised.
Attribute	isBulkUpdate	boolean	0..1	Indicates that the update to the condition is for a full price list update. This update may include price increase, price decrease, unchanged prices or new prices. This price change is managed globally by the retailer
Attribute	orderFrom	GLN	0..*	The location that the item can be ordered from according to the condition synchronised.
Attribute	tradeItemGroupIdentificationC ode	string	0..*	A code assigned by the supplier or manufacturer to logically group trade item independently from the Global trade item Classification.
ConditionTargetEntity				Provides the specific item or groups of items that the condition applies to
Association	<<Choice>>	CatalogueItemRefere nce	1..*	Associates one or many catalogue items with a price type.

Content	Attribute / Role	Datatype /Secondary class	Multipl icity	Definition
Attribute	<<Choice>>gpcCategoryCode	string	1..*	The GS1 provided code which identifies the Global Product Classification Attribute Value.
SegmentEffectiveEndDateI nformation				The effective end date and associated context (e.g. last order date) for a condition.
Attribute	effectiveEndDateContextCode	EffectiveEndDatecont extCode	1..1	An associated event which gives significance to the effective start date for a segment for example first order date.
Attribute	effectiveEndDateTime	dateTime	1..1	A date\time used to indicate when the component depicted in the segment is no longer available for use.
SegmentEffectiveStartDateI nformation				The start date and applicable context for the start date (first order date) for a condition type.
Attribute	effectiveStartDateContextCod e	EffectiveStartDateCo ntextCode	1..1	An associated event which gives significance to the effective start date for a segment for example first order date.
Attribute	effectiveStartDateTime	dateTime	1..1	The date on which the price synchronisation component begins.

4.1.6. Price Synchronisation Relationship



Note: Reference Shared Common Library Business Message (BMS) Release 3.1.0

Content	Attribute / Role	Datatype /Secondary class	Multipl icity	Definition
PriceSynchronisationRelati onship				A message segment used to establish a price synchronisation relationship between trading partners.
Association	priceSynchronisationRelations hipIdentification	EntityIdentification	1..1	Identifies a unique buyer-seller price sync relationship generated by the data source.
Association	informationProvider	PartyIdentification	1..1	The party who owns the data
Association	partyReceivingPrivateData	PartyIdentification	1..1	Party, which is authorized to view, use, download

Content	Attribute / Role	Datatype /Secondary class	Multipl icity	Definition
				the data provided by a Data Source.
Association	businessLocation	PartyIdentification	1..1	An entity that belongs to the Party Receiving Private Data, who is the intended recipient of the price information contained within the Price Synchronization Message.
Association		IncotermInformation	0..*	Provides incoterm details applicable to a trading partner relationship.
Association	avpList	GS1_AttributeValuePairList	0..1	Attribute value pair information.
Attribute	relationshipActionCode	SegmentActionCode	1..1	Indicates how the trading partner applies the information in the specified segment
Attribute	relationshipCurrencyCode	CurrencyCode	1..1	A code used to indicate the system of money used within a particular country by the trading partners to conduct their commercial transactions.
Attribute	relationshipEffectiveStartDateTime	dateTime	1..1	The day on which the price synchronization relationship commences.
Attribute	relationshipLastChangedDateT ime	dateTime	1..1	Identifies a certain point in time where the segment was last modified.
Attribute	relationshipTradeChannel	TradeChannelCode	1..1	Used to specify how the trading partners within a price synchronization relation agree to define the distribution or marketing segmentation of products, customers and geographic areas into common groups that are supplied, serviced and measured in similar ways. The Trade Channel may be defined in the context of the Party Receiving Private Data.
Attribute	targetMarketCountryCode	CountryCode	1..1	The target market code indicates the country level or higher geographical definition in which the price information is applicable.
Attribute	extension	extension	0..1	An extension point for a Price Synchronisation Relationship.
Attribute	priceSynchronisationRelations hipName	string	0..1	The name assigned by the buyer and seller to their price sync relationship.
Attribute	relationshipEffectiveEndDateTi me	dateTime	0..1	The day on which the price synchronization relationship ends.
Attribute	specialScenarioCode	PriceSynchronisation	0..*	A specialised price synchronisation scenario that may be prevalent in a certain target market based

Content	Attribute / Role	Datatype /Secondary class	Multipl icity	Definition
		SpecialScenarioCode		on regional business practices or regulations. This attribute is used to trigger special processing by the data source and/or data recipient based on the needs of this scenario. This attribute uses the PriceSynchronisationSpecialScenarioCode.

4.2. Code Lists



Note: Reference Shared Common Library Business Message (BMS) Release 3.0.0 and GDSN Domain Common Library Business Message (BMS) Release for all common code lists.

4.2.1. Bracket Range Qualifier Code

GS1 Code List	BracketRangeQualifierCode
GS1 Code List Version	R1
Managing Agency	GS1
Based on Code List	n/a
Type Of Management	n/a

Code List Name	Code List Description
AMOUNT_RANGE	A range value with a currency.
MEASUREMENT_RANGE	A range value using a Unit Of Measure
RANGE	A numeric range.

4.2.2. Component Value Type Code

GS1 Code List	ComponentValueTypeCode
GS1 Code List Version	R1
Managing Agency	GS1
Based on Code List	n/a
Type Of Management	n/a

Code List Name	Code List Description
PERCENT	A part of a whole expressed in hundredths
VALUE	A numerical quantity that is assigned or is determined by calculation or measurement.

4.2.3. Condition Type Code

GS1 Code List	ConditionTypeCode
GS1 Code List Version	R1
Managing Agency	GS1
Based on Code List	n/a
Type Of Management	n/a

Code List Name	Code List Description
ALLOWANCE	Credit reflected on an invoice. This can occur either at the item or the invoice level. There are many types of allowances. Some are contractually based, e.g. backhaul, others are not formalized contracts. Some allowances are offered to the industry such as payment terms while others such as promotional allowances are trading partner specific.
BRACKET	The price associated with an item for the purchase of a specific number of trade items, or some other logistical measure (weight, cube, truck). These are often offered in a series (e.g. 100 to 299 case lots, 300 to 599, full truckload, half truckload; each offering a different discount).
CHARGE	Debit reflected on an invoice. This can occur either at the item or at the invoice level. There are many types of charges. Some are contractually based, others are not formalized contracts.
PRICE_NOTIFICATION_LEAD_TIME	Number of calendar days from a stated effective date that a price becomes valid for application.
ROUNDING_FACTOR	The number of positions to the right of the decimal (or comma) that trading partners agree to define as the precision of the numerical value communicated between the partners.

4.2.4. Effective End Date Context Code

GS1 Code List	EffectiveEndDateContextCode
GS1 Code List Version	R1
Managing Agency	GS1
Based on Code List	n/a
Type Of Management	n/a

Code List Name	Code List Description
AD_END_DATE	The end date for an advertisement for a given product.
LAST_DELIVERY_DATE	The day on which the last delivery is made.
LAST_ORDER_DATE	It indicates the latest date that an order can be placed for the trade item.
LAST_SHIP_DATE	It indicates the latest date that the trade item can be shipped. This is independent of any specific ship-from location.

4.2.5. Effective Start Date Context Code

GS1 Code List	EffectiveStartDateContextCode
GS1 Code List Version	R1
Managing Agency	GS1
Based on Code List	n/a
Type Of Management	n/a

Code List Name	Code List Description
AD_START_DATE	The start date for an advertisement for a given product.
FIRST_DELIVERY_DATE	The day on which the first delivery is made. Also know as First Arrival Date.
FIRST_ORDER_DATE	It indicates the earliest date that an order can be placed for the trade item.
FIRST_SHIP_DATE	It indicates the earliest date that the trade item can be shipped. This is independent of any specific ship-from location.

4.2.6. Performance Requirement Option Code

GS1 Code List	PerformanceRequirementOptionCode
GS1 Code List Version	R1
Managing Agency	GS1
Based on Code List	n/a
Type Of Management	n/a

Code List Name	Code List Description
AISLE_DISPLAY	Not Available
BILLBOARD_AD	Not Available
BOGO	Not Available
CHART	Not Available
COUPON	Not Available
DIRECT_MAIL	Not Available
DUMP_BIN	Not Available
END_CAP_DISPLAY	Not Available
FLOOR_GRAPHICS	Not Available
FLOOR_STACK	Not Available
FLYER	Not Available
FREE_ITEM	Not Available
GONDOLA_DISPLAY	Not Available
IN_STORE_SPECIAL	Not Available
IN_STORE_DEMO_SAMPLE	Not Available

IN_STORE_DISPENSER	Not Available
INSERT	Not Available
INSTANT_REBATE	Not Available
INTERNET_AD	Not Available
ITEM_INTRO	Not Available
MAIL_IN_REBATE	Not Available
MEMBERSHIP_CARD	Not Available
NEWSPAPER_AD	Not Available
ON_COUNTER	Not Available
OTHER	An unspecified type.
PERIMETER_DISPLAY	Not Available
PURCHASE_WITH_PURCHASE	Not Available
RACK_DISPLAY	Not Available
RADIO_AD	Not Available
RETAILER_CIRCULAR	Not Available
SCANNER	Not Available
SHELF_EXTENDER	Not Available
SHIPPER_DISPLAY	Not Available

4.2.7. Price Action Reason Code

GS1 Code List	PriceActionReasonCode
GS1 Code List Version	R1
Managing Agency	GS1
Based on Code List	n/a
Type Of Management	n/a

Code List Name	Code List Description
NI	The introduction of a new item.
PD	Price decrease.
PI	A price increase.
RE	Range extension.
SC	Size change (Pack or Pallet).
TPR	Temporary price reduction.

4.2.8. Price Document Type Code

GS1 Code List	PriceDocumentTypeCode
GS1 Code List Version	R1
Managing Agency	GS1
Based on Code List	n/a
Type Of Management	n/a

Code List Name	Code List Description
INITIAL_LOAD	The sending of pricing information for the first time.
RELOAD	Sending all current and known future pricing. This is used to start over by replacing previously synchronised information.
RESEND	Indicates that the message is used to recover a lost or missing message.
RESTART	The status used when a data recipient had rejected an item's pricing but wishes to resume price synchronisation.

4.2.9. Price Synchronisation Special Scenario Code

GS1 Code List	PriceSynchronisationSpecialScenarioCode
GS1 Code List Version	R1
Managing Agency	GS1
Based on Code List	n/a
Type Of Management	n/a

1	Resynchronisation of all Price Types for pricing done at the lowest level consumer unit. Uses NO_ACTION code to differentiate price types that have changed from those that have not.
---	---

4.2.10. Price Type Code

GS1 Code List	PriceTypeCode
GS1 Code List Version	R1
Managing Agency	GS1
Based on Code List	n/a
Type Of Management	n/a

ALLOWANCE	Credit reflected on an invoice. This can occur either at the item or the invoice level. There are many types of allowances. Some are contractually based, e.g. backhaul, others are not formalized contracts. Some allowances are offered to the industry such as payment terms while others such as promotional allowances are trading partner specific.
BRACKET_TIER_PRICE	The price associated with an item for the purchase of a specific number of trade items, or some other logistical measure (weight, cube, truck). These are often offered in a series (e.g. 100 to 299 case lots, 300 to 599, full truckload, half truckload; each offering a different discount).
CHARGE	Debit reflected on an invoice. This can occur either at the item or at the invoice level. There are many types of charges. Some are contractually based, others are not formalized contracts.
CONTRACT_PRICE	The price associated with an item that has been negotiated or agreed to between trading partners exclusive of taxes but inclusive of allowances, charges and customs duty where applicable. This price would typically be associated with a formal contract between trading partners.
DECLARED_CUSTOMS_VALUE	This is the value of the item as declared by the supplier. This value is used by customs to calculate the customs duty that is payable.
INTRODUCTORY_PRICE	Not Available
LIST_PRICE	External price associated with a product absent of all allowances or charges. This is normally the printed price contained on supplier's price list or catalogue. (May or may not be customer specific).
OTHER	An unspecified type.
PROMOTIONAL_PRICE	A price that is available only as part of a promotion.
RETAIL_PRICE	The retail (to consumer) price as suggested by the manufacturer. May or may not appear on the package.

TRANSACTION_PRICE	The line item/GTIN price shown on the invoice document, including allowances and/or charges applying to the trading partner relationship (which can be zero), but excluding VAT and any other taxes, fees, and/or duties.
TRANSACTION_PRICE_WITH_SPECIAL_TAXES	The line item / GTIN price shown on the invoice document, including allowances and/ or charges applying to the trading partner relationship (which can be zero), excluding VAT, but including any other taxes, fees, and/or duties.
TRANSACTION_PRICE_WITH_VAT_AND_SPECIAL_TAXES	The line item / GTIN price shown on the invoice document, including allowances and/ or charges applying to the trading partner relationship (which can be zero), including both VAT and any other taxes, fees, and/or duties.
UNDERBOND_LIST_PRICE	The price associated with an item exclusive of all allowances, charges, taxes and customs duty. (May or may not be customer specific). This applies to imported items that upon arrival into the country are stored in a Customs bonded warehouse. The goods are then sold without the customs duty paid. The purchaser must pay the customs duty.
UNDERBOND_TRANSACTION_PRICE	The price associated with an item exclusive of all taxes and customs duty but inclusive of all allowances and charges. This applies to imported items that upon arrival into the country are stored in a Customs bonded warehouse. The goods are then sold without the customs duty paid. The purchaser must pay the customs duty.

4.2.11. Price Value Qualifier Code

GS1 Code List	PriceValueQualifierCode
GS1 Code List Version	R1
Managing Agency	GS1
Based on Code List	n/a
Type Of Management	n/a

Code List Name	Code List Description
MONETARY_AMOUNT	An amount of or relating to money.
PERCENT	One part in a hundred.

4.2.12. Segment Action Code

GS1 Code List	SegmentActionCode
GS1 Code List Version	R1
Managing Agency	GS1
Based on Code List	n/a
Type Of Management	n/a

Code List Name	Code List Description
ADD	Used to signify that a Data Source is seeking to synchronise new data with the Data Recipient
CORRECT	Used to error correct or change the values of mandatory key attributes or an attribute where the change results in material financial impact.
DELETE	Used to remove one or many iterations of an existing segment.
CHANGE_BY_REFRESH	Used to change the values of any of the optional attributes within the segment.
NO_ACTION	No change or correction is being made to the segment.

5. Business Document Example

Attribute	Value
PriceSynchronisationDocument	
Document	
creationDateTime	2011-03-11 11:00
documentStatus	ORIGINAL
<ul style="list-style-type: none"> informationProvider 	0012345000010
<ul style="list-style-type: none"> partyReceivingPrivateData 	0056345000022
<ul style="list-style-type: none"> priceDocumentType 	INITIAL_LOAD
priceSynchronisationDocumentationIdentification	
- entityIdentification	20051101
PartyIdentification (contentOwner)	
- gln	8712345678913
priceSynchronisationRelationshipIdentification	
- entityIdentification	20051102
PartyIdentification (contentOwner)	
- gln	8712345678913
PriceSynchronisationRelationship	
<ul style="list-style-type: none"> PriceSynchronisationRelationshipIdentification 	
- entityIdentification	20051101

Attribute	Value
PartyIdentification (contentOwner)	
- gln	8712345678913
• priceSynchronisationRelationshipName	Nana Corporation Food Service
• relationshipAction	ADD
• relationshipCurrencyCode	USD
• relationshipEffectiveEndDateTime	2007-01-10T12:00:01.000
• relationshipEffectiveStartDateTime	2006-01-10T12:00:01.000
• relationshipLastChangedDateTime	2007-01-10T12:00:01.000
• relationshipTradeChannel	FOOD_SERVICE
• targetMarketCountryCode	US
• informationProvider	0012345000010
• businessLocation	0012345000010
• partyReceivingPrivateData	0056345000022
IncotermInformation	
• incotermCode	CFR
• incotermCodeLocation	Port Charlotte
PriceSynchronisationCondition	
• conditionActionCode	ADD
• conditionApplicationSequence	1
• conditionDescription	Extremely Large Order Bracket
• conditionLastChangedDateTime	2007-01-10T12:00:01.000
• conditionType	BRACKET
• conditionValueBasisQuantity	10,000 YD
• conditionValue	10.00
• conditionValueType	PERCENT
• conditionValueCap	10.00
PriceSynchronisationConditionIdentification	
○ uniqueCreatorIdentification	WG-000007
○ contentOwner	0012345000010
conditionEffectiveStartDate	
○ effectiveStartDateTime	2006-01-10T12:00:01.000
○ effectiveStartDateContextCode	FIRST_DELIVERY_DATE
conditionEffectiveEndDate	
○ effectiveEndDateTime	2007-01-10T12:00:01.000
○ effectiveEndDateContextCode	LAST_DELIVERY_DATE
BracketQualifier	
• bracketRangeQualifierCode	MEASUREMENT_RANGE

Attribute	Value
• bracketTierMaximum	500,000 YD
• bracketTierMinimum	100,000 YD
ConditionTargetEntity	
• CatalogueItemReference	
o gtin	06110123456784
o dataSource	0012345000010
o targetMarketCountryCode	US
ItemDepictionQualifier	
ItemPriceType	
• alternateLocationGrouping	72436437
• distributionMethodCode	CD
• priceActionCode	ADD
• priceActionReason	NI
• priceTargetMarketSubdivision	US-CA
• priceTypeApplicationSequence	1
• priceTypeCode	INTRODUCTORY_PRICE
• priceTypeLastChangedDateTime	2007-01-10T12:00:01.000
• shipFrom	0012345000011
• shipTo	0056345000025
• suggestedUnitRetailPrice	30.00 USD
• priceBasisQuantity	100 YD
• priceValue	10.00
• priceValueQualifier	MONETARY_AMOUNT
• priceValueType	VALUE
priceTypeEffectiveStartDate	
• effectiveStartDateTime	2006-01-10T12:00:01.000
• effectiveStartDateContextCode	FIRST_DELIVERY_DATE
ReferenceDocumentationInformation	
• referenceDocumentIdentifier	123232334334
• referenceDocumentDescription	Contract dated 2006-07-01
PricePerformanceRequirementInformation	
• performanceRequirementEndDateTime	2007-01-10T12:00:01.000
• performanceRequirementOption	INSERT
• performanceRequirementStartDateTime	2006-01-10T12:00:01.000
targetPriceType	
o uniqueCreatorIdentification	WG-000005
o contentOwner	0012345000010
itemPriceTypeSegmentation	

Attribute	Value
- entityIdentification	20051101
PartyIdentification (contentOwner)	
- gln	8712345678913

Attribute	Value
PriceSynchronisationConfirmation	
• dataRecipient	0012345000010
• dataSource	0056345000022
• priceSynchronisationDocumentIdentification	
- entityIdentification	20051101
PartyIdentification (contentOwner)	
- gln	8712345678913
• priceSynchronisationConfirmationIdentification	
- entityIdentification	20051102
PartyIdentification (contentOwner)	
- gln	8712345678913
• priceSynchronisationRelationshipIdentification	
- entityIdentification	20051103
PartyIdentification (contentOwner)	
- gln	8712345678913
PriceSynchronisationSegmentConfirmation	
○ priceSynchronisationConfirmationStatus	REVIEW
• priceSynchronisationRelationshipIdentification	
- entityIdentification	20051103
PartyIdentification (contentOwner)	
- gln	8712345678913

6. Implementation Considerations

6.1.1. Bulk Update

Bulk updates are full updates to price lists that may occur annually or multi-annually. The full set of trade items list price is published with a new reference number. This update may include price increase, price decrease, unchanged prices or new prices.

This price change is managed globally by the retailer.

There is a need to group the full list of published prices from a trading partner on a single price synchronisation document to be processed at the same time. When these prices are grouped on one single table, the retailer can perform multiple controls: comparison between the new and the previous list prices, weighting of the global price change, identification of the gaps in the list of trade items between previous and new price lists. A bulk update can serve as a trigger for these activities.

Data recipient activity in relation to bulk updates will be triggered by isBulkUpload flag located in the condition and price segments.

6.1.2. Initial Load

Initial Load is defined as sending any pricing information for the first time for items that have already been communicated between trading partners via GDSN; after that, all pricing information sent through the GDSN will be an Add, CHANGE_BY_REFRESH, Correct, or Delete.

- Initial load can happen by data recipient territory or data source categories.
- There may be multiple initial loads until entire Catalogue is synchronized.

The initial load is not used to signify pricing for a new Catalogue Item

- A “new catalogue item” should be indicated in the Reason for Price Change attribute)
- Price messaging requirements

First Initial Load

- Price Document ID must = 1
- Price Document Type must = “Initial Load”
- All segments must be ADDs
- No dependency checks are performed on the confirmation status codes for any segments

Subsequent Initial Load (for different product types, etc.)

- Price Document ID must be > 1
- All price message segments must be ADDs
- Dependency checks must be performed
- Source Data Pool sends the entire price message to the data recipient
- Subsequent messages must have all confirmation status validation rules applied

If Price document Type = “Resend” the Initial Load validation rules are bypassed.

Relationship Segment

- No Response
 - Can continue Initial Load on any segment
- Received/Synchronized/Review
 - Can take modifications on any segment
 - Depends upon individual segment status

Condition Segment

- No Response stops modifications on this and any price type(s) that refer to this condition
- Can still continue an Initial Load of any other price types

6.1.3. Resend

Resend is to recover a lost or missing message only

- File level request
- Price Document Type = "Resend"
- Source Data Pool will send an exact copy of Price Document ID that is requested
- The original Price document will not have a Price Document ID Type
- Source Data Pool will need to change Price Document ID Type to "Resend".
- No additional dependency checks are performed
- The sync list is updated with the new transmission date.

6.1.4. Reload

Reload is a request to "start over" by sending all current and future pricing

- It is a relationship level request
- Price Document Type = "Reload"
- Synchronisation Header Action Code = ADD
- Relationship segment can be resent as ADD
- All price message segment action codes must be ADD
- Document ID will be 1
- No dependency checks are performed

6.1.5. Restart

RESTART Document Type is used to 'restart' pricing for an item the retailer has previously rejected pricing for. "The RESTART synchronization applies to Price Types; note that condition segments cannot be restarted (since they are not at a single GTIN level) and do not apply to this document type.

This is an item level request submitted by the supplier at the request of the retailer. Restart is relationship specific. Therefore, RESTART does not span across multiple retailers or suppliers. Likewise, if the rejected prices span more than 1 price relationship for the requesting retailer, separate restart requests must be submitted for each item / price relationship.

The supplier is responsible for re-synching all price types (active and future) for the given item and price relationship via the SDP. Given price synchronization has stopped for rejected price types, the SDP will not restart any price types for the specific item and price relationship without the supplier providing full information for each price type to be restarted.

SDP:

1. Applies price type updates which include performing dependency checks for each price type segment received from the supplier as part of the RESTART request.
2. Resets price confirmation responses to initial default value for each price type being restarted. This is the only method a retailer has to reset a 'REJECT' response.
3. Sends price synchronization message containing the price type segments only (does not affect conditions) related to the item being restarted:
 - Price Document Type = 'RESTART'
 - Synchronisation Header Action Code = 'CHANGE_BY_REFRESH'
 - All price message segment action codes = 'ADD'
 - Document ID is next sequential document ID pertaining to this retailer and price relationship (do not restart to 1)

RDP:

1. Receives the RESTART price message containing the restarted price type updates.
2. Resets price confirmation responses to initial default value for each price type being restarted.
3. Forwards RESTART price message onto the targeted recipient.

Recipient:

1. Receives 'RESTART' price message
2. Replaces all existing price types for the item / price relationship with those received. Any old pricing for the item / price relationship not received as part of the RESTART price message should be inactivated to ensure that the recipient only maintains the current state of pricing for this item / price relationship.

6.2. Price Sequencing Rules

6.2.1. Item Price Types

1. All Price Types must have an Application Sequence assigned.
2. All Allowances & Charge Price Types must be calculated before applying any Summary Conditions.
3. The Target Price, referenced in the Allowance or Charge Price Type becomes the starting point for the net invoice calculation.
4. All Price Types, other than Price Types = 'Allowance' or 'Charge', must be assigned an Application Sequence = 1.
5. Price Types = 'Allowance' or 'Charge' must be assigned an Application Sequence >1.
6. If Application Sequence = 2 the calculation is derived from the relevant price with Application Sequence = 1.

7. If Application Sequence is >2 the calculation is derived from the prior subtotal.
8. The same Application Sequence # can be applied to more than one Price Type associated with the item. If this is the case, and the Price Type was either an allowance or a Charge, the allowance or charge would be applied to the same prior subtotal.
9. Application Sequence #'s for price types may not always be in a continuous numerical sequence i.e. there may be missing sequence #'s. For example 1,3,4. Therefore you would simply go to the next highest number in the sequence. However there must be at least one Price Type with an Application Sequence = 1.
10. Price types need to be grouped and applied in numerical sequence starting with Application Sequence = 1.

6.2.2. Summary Conditions

1. Only Condition Type = 'Allowance' or 'Charge' would have an Application Sequence assigned.
2. Application Sequence = 1 is not a valid Application Sequence for Summary Conditions.
3. Summary Conditions can only be applied to the calculation after all Allowance & Charge Price Types have been applied to the calculation of the net invoice price.
4. If Application Sequence = 2 the calculation is derived from the Starting Prices on the invoice.
5. If Application Sequence = 3 the calculation is derived from the item subtotals of the items.
6. If Application Sequence is >3 the calculation is derived from the prior subtotal.
7. The same Application Sequence # can be applied to multiple summary conditions. If this is the case, the conditions would be applied to the same prior item subtotal or subtotal as applicable.
8. Application Sequence #'s for Summary Conditions may not always be in a continuous numerical sequence i.e. there may be missing sequence #'s. For example 1, 3, 4. Therefore you would simply go to the next highest number in the sequence.
9. Summary Conditions need to be grouped and applied in numerical sequence starting with Application Sequence =1.

6.3. Communicating Multiple Catalogue Item Qualifiers

Catalogue Item a

- Price Type: 100 \$10 Bracket 1
- Price Type: 101 \$10 Bracket 1
- Price Type: 102 \$10 Bracket 1
- Price Type: 200 \$10 Bracket 1 Target Price Type=100
- Price Type: 201 \$10 Bracket 1 Target Price Type=102
- Price Type: 202 \$10 Bracket 1 (not populated = all items)

Catalogue Item b

- Price Type: 100 \$10 Bracket 1
- Price Type: 101 \$10 Bracket 1
- Price Type: 102 \$10 Bracket 1

- Price Type: 200 \$10 Bracket 1 Target Price Type=100
- Price Type: 201 \$10 Bracket 1 Target Price Type=102
- Price Type: 202 \$10 Bracket 1 (not populated = all items)

Catalogue Item c

- Price Type: 100 \$10 Bracket 1
- Price Type: 101 \$10 Bracket 1
- Price Type: 102 \$10 Bracket 1
- Price Type: 200 \$10 Bracket 1 Target Price Type=100
- Price Type: 201 \$10 Bracket 1 Target Price Type=102
- Price Type: 202 \$10 Bracket 1 (not populated = all items)

6.4. Price Commentary

~~Need addition of code value PRICE_COMMENTARY to codelist special scenario (MP06) + add validation rules for Multiple Price:~~

A price commentary may be entered for all parent price types with an application sequence of 1. This rule explicitly excludes the following price types:

- ALLOWANCE
- CHARGE

The same price type must not be present in the parent price and commentary price. For example you cannot have a List Price in both the parent and commentary.

There must not be repeating prices of the same type in the commentary. For example, you cannot have two transactional prices within the commentary.

The use of commentary price should be managed at relationship level using the special scenario code of "Commentary Price".

The Catalogue Price Confirmation will determine when a price is acceptable.

There will be no validation rules against the special scenario code.

Note: The Price Commentary class has been removed from the Price Synchronisation message. In order to send price commentary information you should instead use the flexible extension documented in the following guide: [GDSN-Flexextend-ImpGuide](#) .

~~Note: The best practice is to send a "commentary price" as a special scenario code when sending a commentary price.~~

~~If commentary exists but no special scenario code is sent, this can be handled by the data recipient with a confirmation status of Review.~~

6.7.6.5. Special Scenario Code

The Special Scenario Code List is a code list containing special price synchronisation scenarios that may be prevalent in certain target markets based on regional business practices or regulations. This list is used to trigger special processing by the data source and/or data recipient based on the needs of a scenario.

6.7.1.6.5.1. Resynchronisation of All Price Types for Pricing Done at the Lowest Level Consumer Unit

This scenario uses the NO_ACTION code for handling regional legal requirements for pricing to be done at the lowest level consumer unit.

In this scenario, the retailer can know the price of the product for ordering only once they have pricing for all the lowest level consumer units. When pricing changes, a retailer needs to understand when they can order the product. In this scenario, where pricing is done at the lowest level consumer unit, the retailer requires the synchronization of ALL pricing components of the ordering product (identified through the use of the Parent Catalogue Item attribute) when one or more component changes. Those that have new / changed pricing will use an action code of Add or Change. Those that have not changed need to be resynchronized with action code of NO_ACTION.

6.6. Target Market Information Provider

Target market information provider allows information providers to send the name and party identification of the local information provider of a price. To provide this information use targetMarketInformationProviderName and/or targetMarketInformationProviderPartyIdentification.

7. Appendices

Not Applicable

8. Summary of Changes

Change	BSD Version	Associated CR Number
<ul style="list-style-type: none"> Updated version number and date Updated all use case diagrams in document to be in line with Modelling Methodology for Major Release 3 Removed Rate From ComponentValueTypeCode Changed PriceSynchronisationConfirmationStatusCode to SynchronisationConfirmationStatusEnumeration Changed attribute name in ConditionTargetEntity to the priceSynchronisationCondition class to gpcCategoryCode. 	1.3.1	n/a
<ul style="list-style-type: none"> Corrected typo in distributionMethodCode Added avpList association into ItemDepictionQualifier, PriceSynchronisationRelationship, PriceSynchronisationCondition. Corrected document status in cover and footers. Changed entity identification to top level for all classes. 	1.3.2	n/a
<ul style="list-style-type: none"> PriceSynchronisationDocument: Changed priceDocumentTypeCode to priceDocumentType. PriceSynchronisationSegmentConfirmation: Changed priceSynchronisationConfirmationStatusCode to priceSynchronisationConfirmationStatus ItemPriceType: Moved Extension to last attribute (before AVPList) ItemPriceType: changed priceValueTypeCode to 	1.3.3	

Change	BSD Version	Associated CR Number
<ul style="list-style-type: none"> priceValueType ItemPriceType: Changed data type for AVPList PricePerformanceRequirementInformation: Changed performanceRequirementOptionCode to performanceRequirementOption PriceSynchronisationCondition: changed datatype for AVPList PriceSynchronisationRelationship: changed datatype for AVPList PriceSynchronisationRelationship: changed relationshipTradeChannelCode to relationshipTradeChannel 		
<ul style="list-style-type: none"> Removed line numbers Changed from "Draft" to "Issue" 	1.3.4	
<ul style="list-style-type: none"> <u>Replaced the status of Accept to RECEIVED throughout the document since ACCEPT has been replaced by RECEIVED for 3.1.</u> <u>Changed all the references to the status codes in the document to all caps to match code value.</u> <u>Clarified section 6.4 eliminating the suggested need to send a Special Scenario Code.</u> <u>Changed Rule 9 in UC-11 regarding the use of Price Type Segment Action code of Delete.</u> <u>Added targetMarketInformationProviderName and targetMarketInformationProviderPartyIdentification to PriceSynchronisationDocument</u> <u>Added comments into model and section 6.4 stating that the Price Commentary class should not be used to send price commentary information.</u> <u>Deleted the association to the PriceCommentary Class from ItemPriceType. Deleted class.</u> Fixed link in section 6.4 	1.3.5	